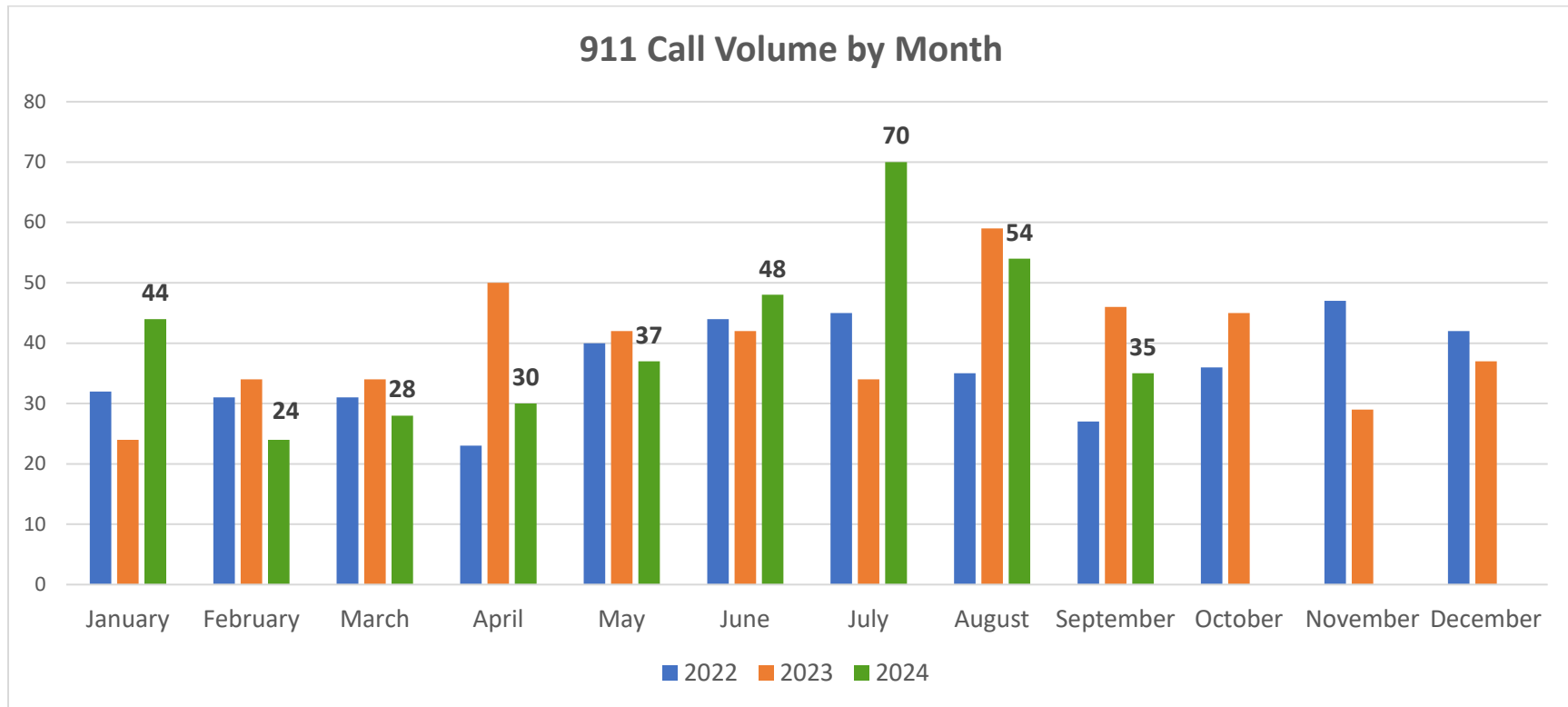




BFMR Committee Report

1/1/2022 to 9/30/2024



2024 Call Volume: 370

Average Response Time: 8:44

Average Response Time Rome: 7:33

Average Response Time Big Flats: 11:29

Average Response Time Monroe: 12:53

Custom ▾ Jan 1, 2022 - Sep 30, 2024 ▾

08:44

MM:SS
Average Response Time

46%

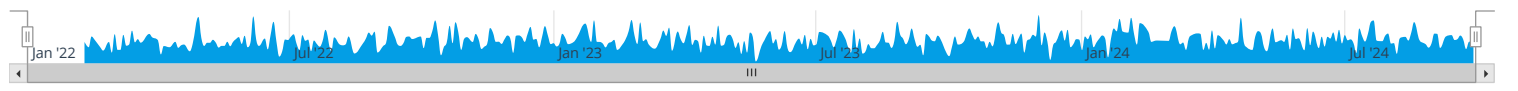
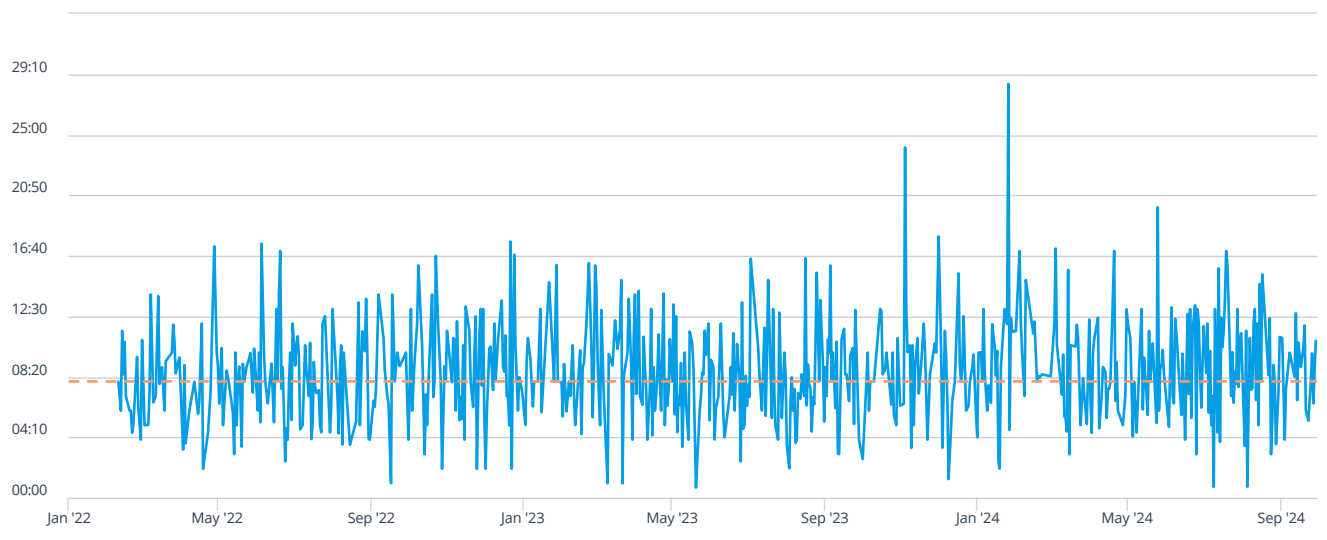
OF RESPONSES
Response Time < 08:00

1,004

DAYS
In Selected Time Slice

1,144

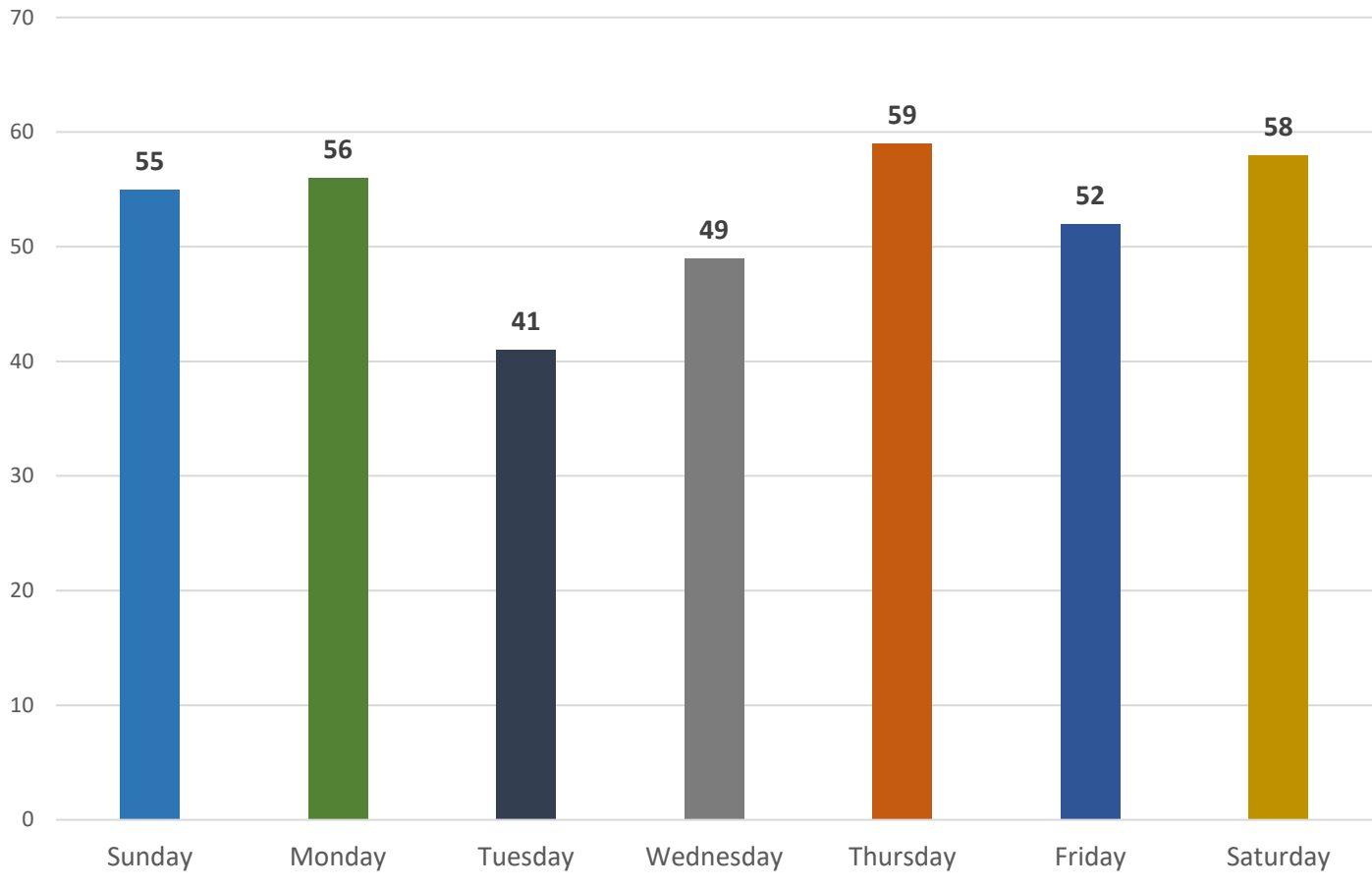
UNIT RESPONSES
In Selected Time Slice



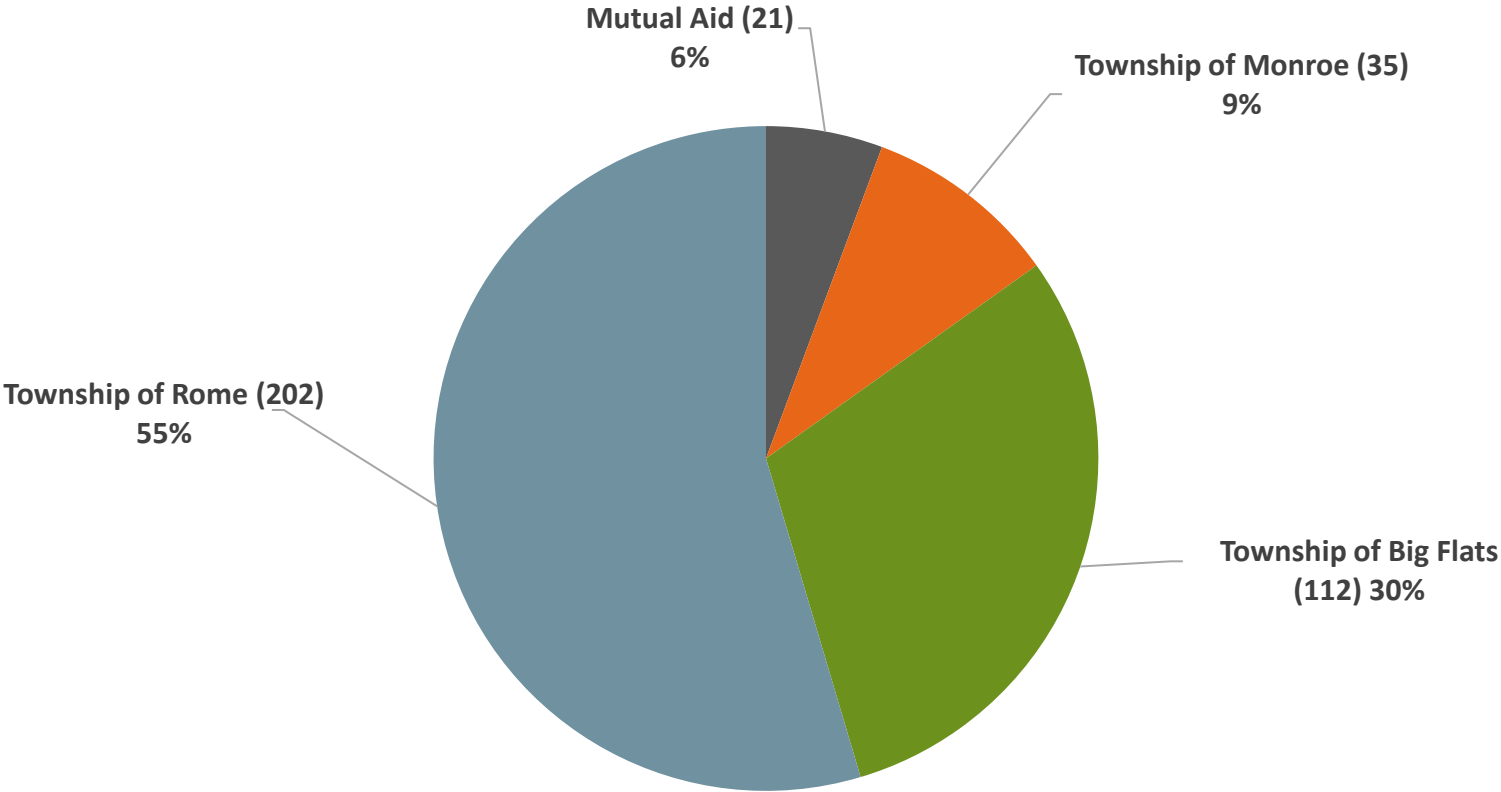
Counts | % Rows | % Columns | % All

	Q1 2022	Q2 2022	Q3 2022	Q4 2022	Q1 2023	Q2 2023	Q3 2023	Q4 2023	Q1 2024	Q2 2024	Q3 2024	Q4 2024	Q1 2025	Total
00:00 - 04:59	6	15	14	18	10	24	27	14	15	14	19			176
05:00 - 07:59	18	37	31	34	24	46	40	26	24	32	42			354
08:00 - 08:59	5	5	8	12	9	10	6	11	12	7	14			99
09:00 - 09:59	6	6	9	8	5	9	7	9	5	11	10			85
10:00 - 11:59	9	17	16	12	17	16	21	20	12	13	16			169
12:00 - 14:59	5	10	11	23	17	17	16	9	13	19	26			166
15:00 - 16:59	3	1	4	4	4	5	9	5	4	4	8			51
17:00 - 17:59		1		3	1	1		2	1	1	5			15
18:00 - 19:59		2	1	2		1	1	1	2		2			12
20:00 - 29:59	1	1		2	1	2		2	3	2	3			17
30:00 - 59:59														
Total	53	95	94	118	88	131	127	99	91	103	145			1,144
Exceptions														34

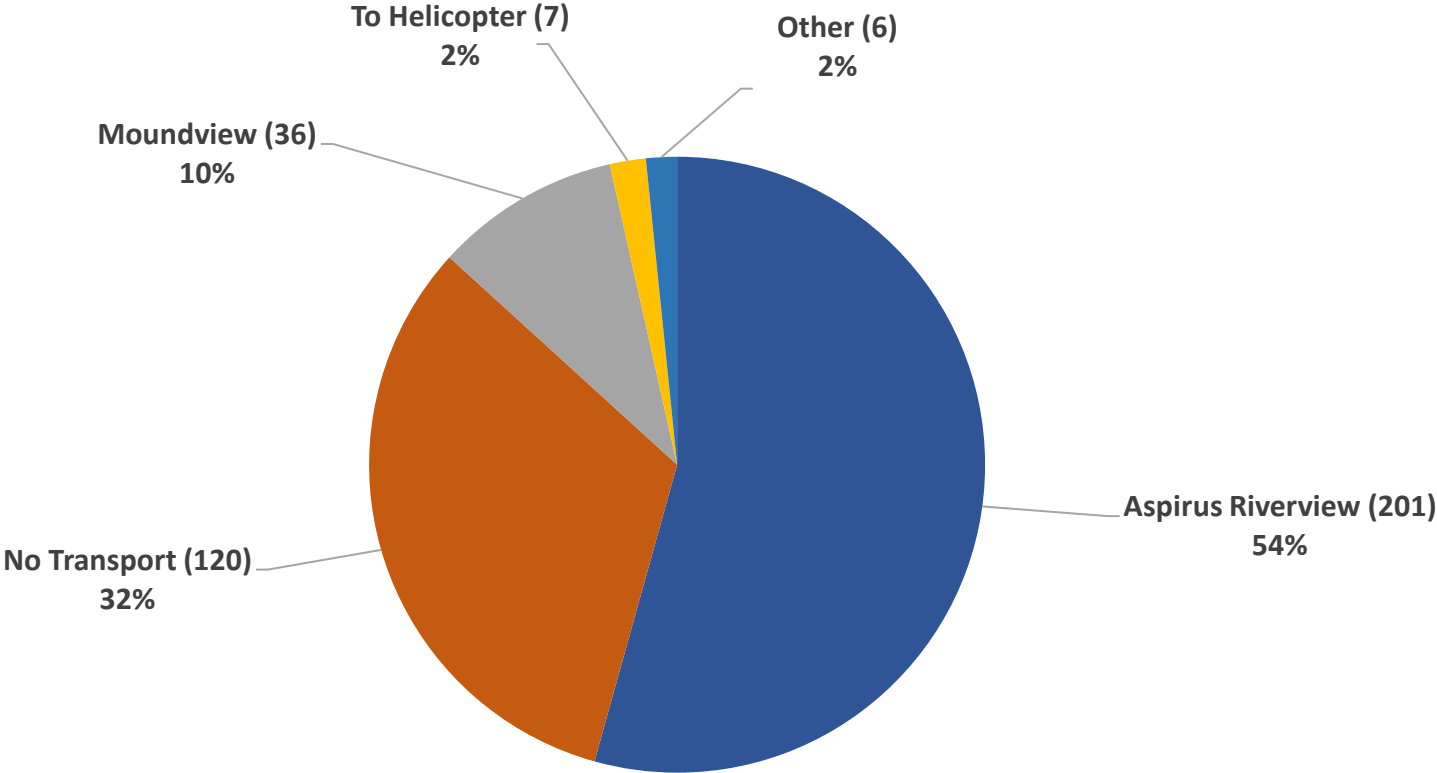
911 Call Volume by Day of the Week



911 Call Volume by Municipality



911 Call Volume by Call Destination



Other: Marshfield Medical Center(5), Other EMS Provider(1).

Custom ▾ Jan 1, 2024 - Sep 30, 2024 ▾

	Jan '24	Feb '24	Mar '24	Apr '24	May '24	Jun '24	Jul '24	Aug '24	Sep '24	Oct '24	Nov '24	Dec '24	Jan '25	Total
Generalized Weakness	3	4	3		2	4	6	3	2					27
Injury	3	1	2	3	3	4	4	4	3					27
Abdominal Pain	2	2	1	2	2	2	4		2					17
Syncope / Fainting	4	2	1		1		3	2	3					16
Extremity Pain			2	1	2		4	3	2					14
Stroke				3	4	3	2		1					13
Multiple injuries				1	3		5	2	1					12
No Complaints or Injury/Illness Noted			1		2	2	5	1	1					12
Acute Respiratory Distress (Dyspnea)		1		1	1	2	1	4	1					11
Cardiac arrest	1	1	1	2		2	2	1	1					11
Alcohol intoxication	1	2	1	1	1	2	1		1					10
Cardiac arrhythmia/dy..	3		1	2				3	1					10
Dizziness	2		1	1	1	2	2	1						10
Anxiety reaction/Emot... upset			2			1	3	1	1					8
Shortness of breath	1		1	1	2		1	1	1					8
Chest Pain / Discomfort		1				2	1	2	1					7
Laceration/Ab... (minor surface trauma)						2	3	1	1					7
Lower back pain		1	2			1	1	2						7
Heat Exhaustion						1	4	1						6
Hypertension	1		1	2		2								6
Kidney stones	1	1				2	1	1						6
Altered Mental Status					1	1	3							5
Back Pain	1					1	1	2						5
Behavioral/ps... episode	2		1	1				1						5
Seizure	2					1	1	1						5

	Jan '24	Feb '24	Mar '24	Apr '24	May '24	Jun '24	Jul '24	Aug '24	Sep '24	Oct '24	Nov '24	Dec '24	Jan '25	Total.
Acute Pain, not elsewhere classified	1					1		1	1					4
Dehydration					1		2	1						4
Hypotension	1				1			1	1					4
Obvious Death		1		1			1	1						4
Pain (Non-Traumatic)				1	1			1	1					4
Chronic Obstructive Pulmonary Disease (COPD)				1				1	1					3
Confusion/De...	1		1			1								3
Diarrhea		2			1									3
Eye Injury	2						1							3
Headache	1					2								3
Patient assist only			1				2							3
Pelvic and Perineal Pain		1		2										3
Allergic Reaction							2							2
Anaphylaxis						1	1							2
Burn							1	1						2
Cancer					2									2
Chest Pain, Other (Non-Cardiac)								1	1					2
Congestive heart failure (CHF)	1					1								2
Diabetic Hyperglycemia		1		1										2
Epistaxis	1							1						2
Fever	1		1											2
Overdose - Unspecified					1		1							2
Pulmonary Edema, Acute		1						1						2
Urinary system disorder	1					1								2
Vomiting	1		1											2
Alcohol dependence with withdrawal									1					1
COVID-19 - Confirmed by testing							1							1

	Jan '24	Feb '24	Mar '24	Apr '24	May '24	Jun '24	Jul '24	Aug '24	Sep '24	Oct '24	Nov '24	Dec '24	Jan '25	Total.
Carbon Monoxide poisoning	1													1
Concussion without loss of consciousness	1													1
Constipation							1							1
Diabetic Hypoglycemia			1											1
Displacement of urinary catheter	1													1
Esophageal obstruction	1													1
Fatigue						1								1
Gastrointestin... hemorrhage								1						1
Hallucinogen related disorders	1													1
Infectious Disease									1					1
Nausea						1								1
Need for continuous medical supervision								1						1
Overdose - Heroin								1						1
Overdose - Other opioids			1											1
Pneumothorax			1											1
Respiratory Failure									1					1
ST elevation myocardial infarction (STEMI)								1						1
Sepsis/Septice..					1									1
Substance abuse							1							1
Transient Cerebral Ischemic Attack (TIA)									1					1
Unconscious									1					1
Urinary Tract Infection (UTI)				1										1
Total	43	22	28	28	33	46	72	51	33					356



Custom ▾ Jan 1, 2024 - Sep 30, 2024 ▾

- Counts
- % Rows
- % Columns
- % All

	Jan '24	Feb '24	Mar '24	Apr '24	May '24	Jun '24	Jul '24	Aug '24	Sep '24	Oct '24	Nov '24	Dec '24	Jan '25	Total
NULL	27	20	20	23	29	36	49	33	26					263
Falls	9	3	7	6	5	6	14	10	9					69
Motorized Vehicle Accident	1	1	1	1	2	1	6	6	1					20
General	2	1			1	1	2	3						10
Assault	3				1		1							5
Animal/Plant Contact						1	1	1						3
Burns							1	2						3
Sharp Objects	2					1								3
Poisoning	2													2
Struck by Object					1	1								2
Firearms						1								1
Intentional Self Harm			1											1
Physical Exertion							1							1
Watercraft Accident								1						1
Total	46	25	29	30	39	48	75	56	36					384