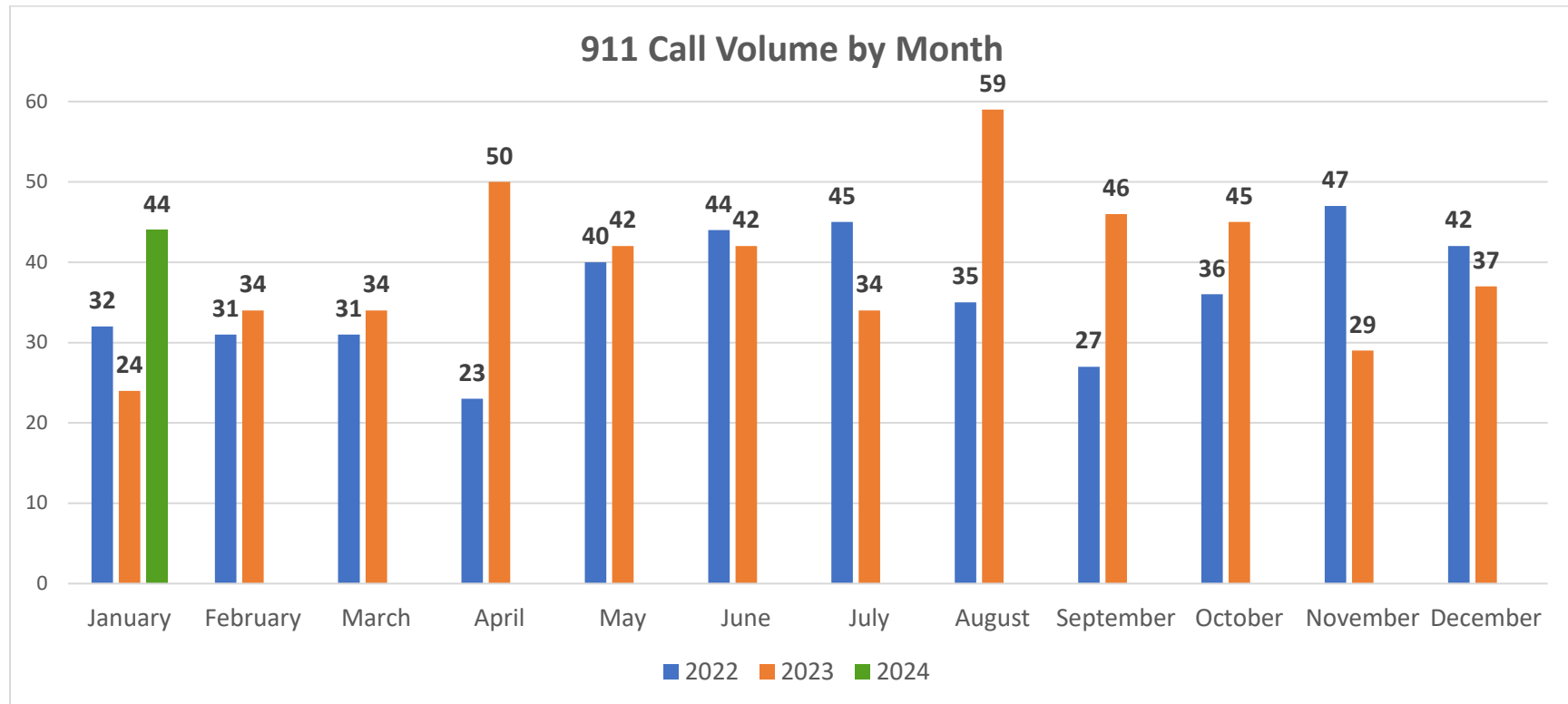


## BFMR Committee Report

01/01/2024 – 01/31/2024



Total Call Volume: 44

Average Chute Time: 00:57(min:sec)

Average Response Time: 8:35(min:sec)

Average Response Time Rome: 7:25(min:sec)

Average Response Time Big Flats: 11:36(min:sec)

Average Response Time Monroe: 12:39(min:sec)

Custom ▾ Jan 1, 2022 - Jan 31, 2024 ▾

**08:35**

MM:SS  
Average Response Time

**48%**

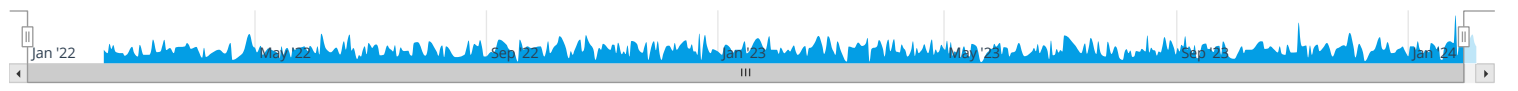
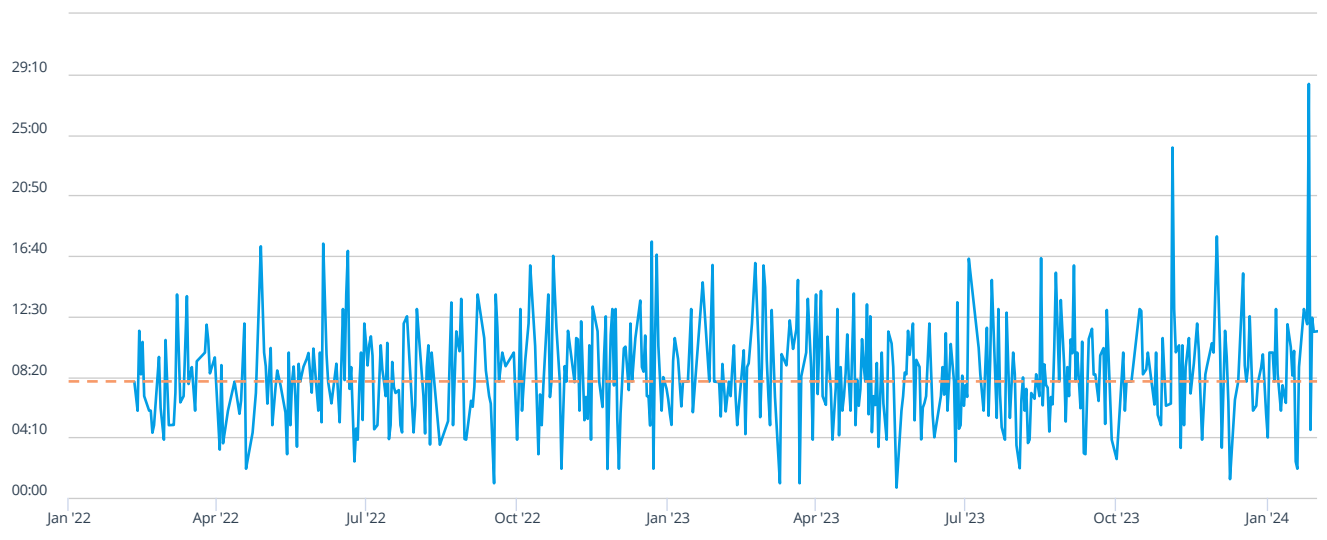
OF RESPONSES  
Response Time < 08:00

**761**

DAYS  
In Selected Time Slice

**846**

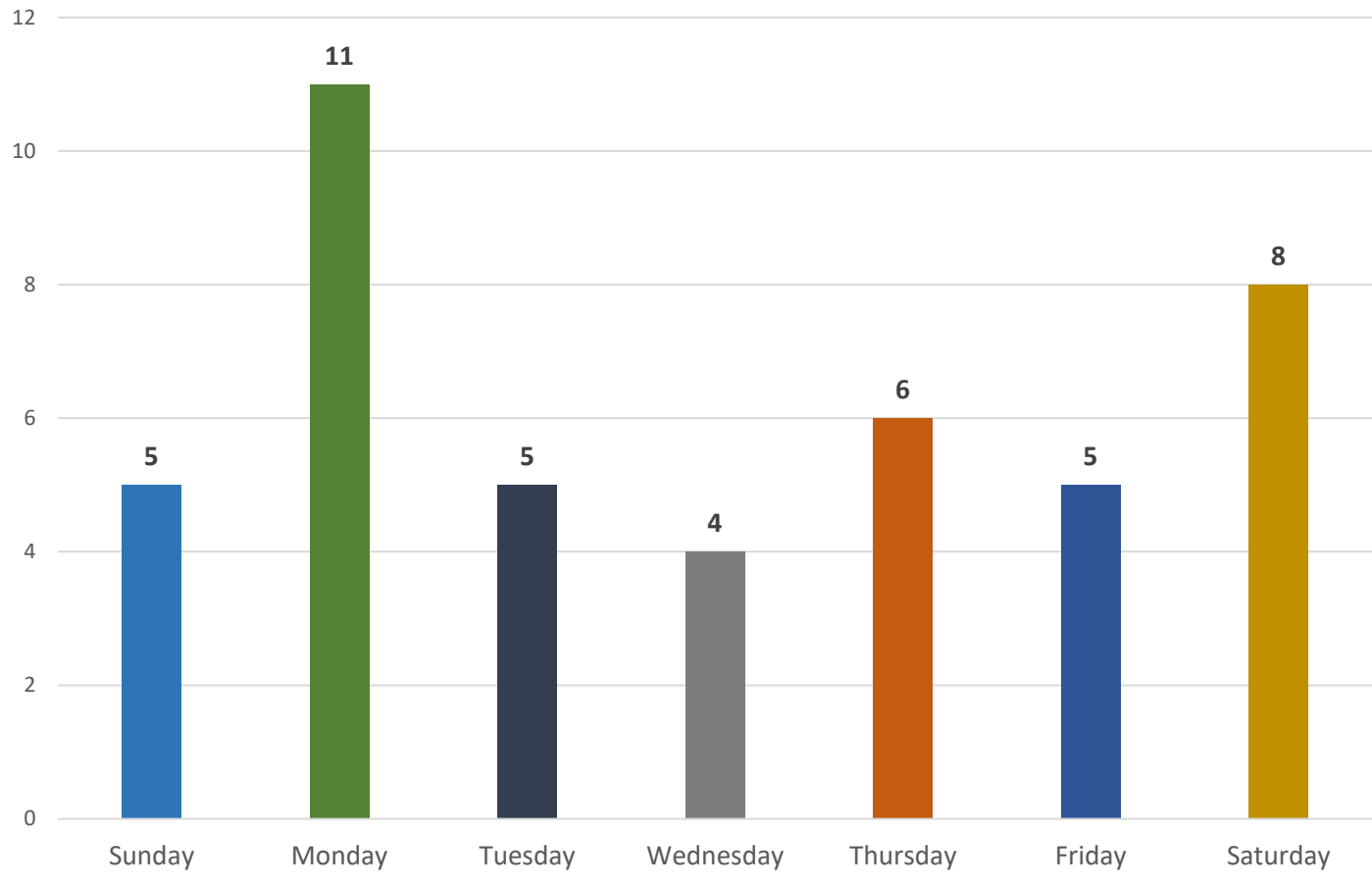
UNIT RESPONSES  
In Selected Time Slice



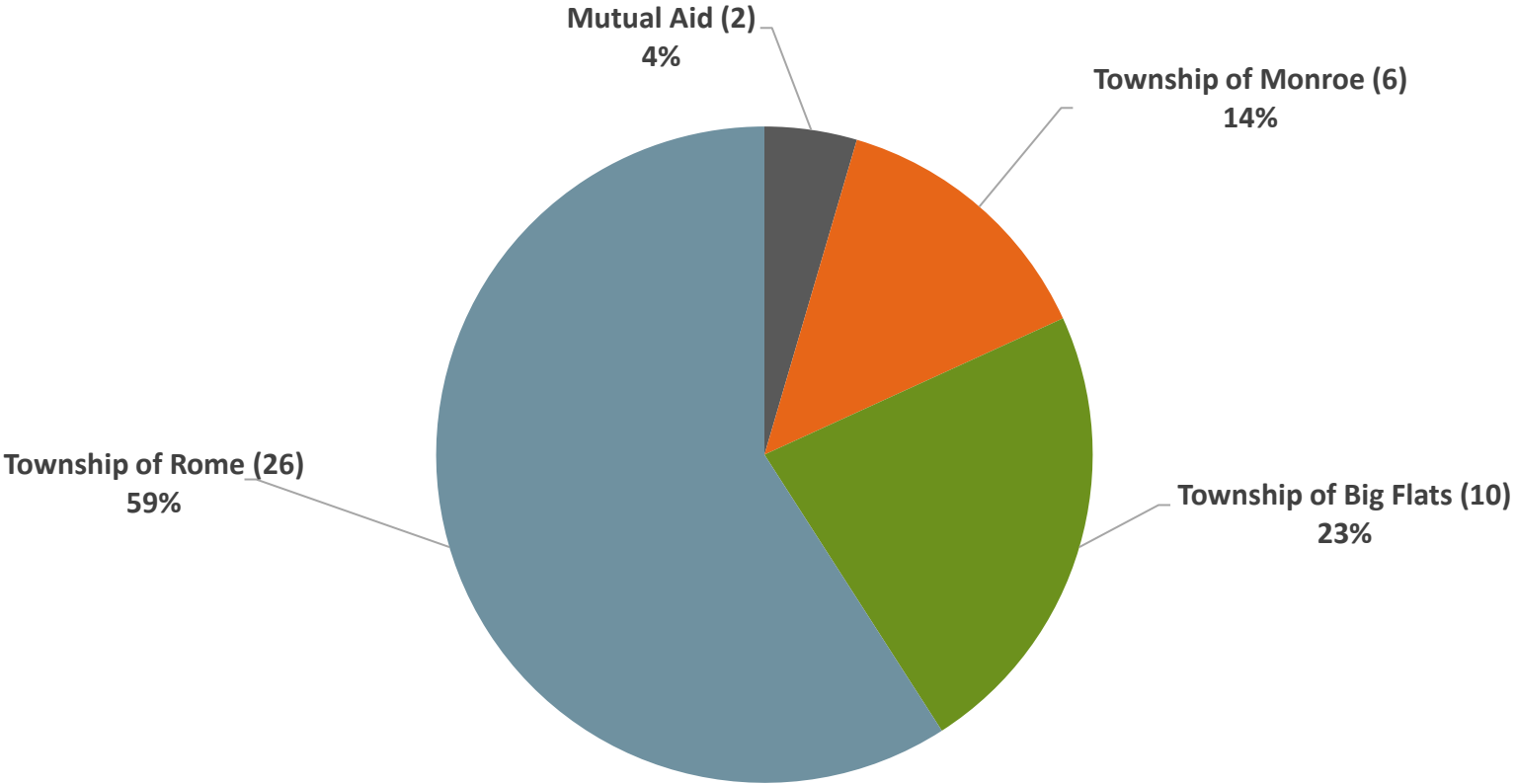
- Counts**
- % Rows
- % Columns
- % All

	Q1 2022	Q2 2022	Q3 2022	Q4 2022	Q1 2023	Q2 2023	Q3 2023	Q4 2023	Q1 2024	Q2 2024	Q3 2024	Q4 2024	Q1 2025	Total
00:00 - 04:59	6	15	14	18	10	24	27	14	8					136
05:00 - 07:59	18	37	31	34	24	46	40	26	13					269
08:00 - 08:59	5	5	8	12	9	10	6	11	2					68
09:00 - 09:59	6	6	9	8	5	9	7	9	2					61
10:00 - 11:59	9	17	16	12	17	16	21	20	7					135
12:00 - 14:59	5	10	11	23	17	17	16	9	5					113
15:00 - 16:59	3	1	4	4	4	5	9	5	2					37
17:00 - 17:59		1		3	1	1		2						8
18:00 - 19:59		2	1	2		1	1	1						8
20:00 - 29:59	1	1		2	1	2		2	2					11
30:00 - 59:59														
<b>Total</b>	<b>53</b>	<b>95</b>	<b>94</b>	<b>118</b>	<b>88</b>	<b>131</b>	<b>127</b>	<b>99</b>	<b>41</b>					<b>846</b>
Exceptions														22

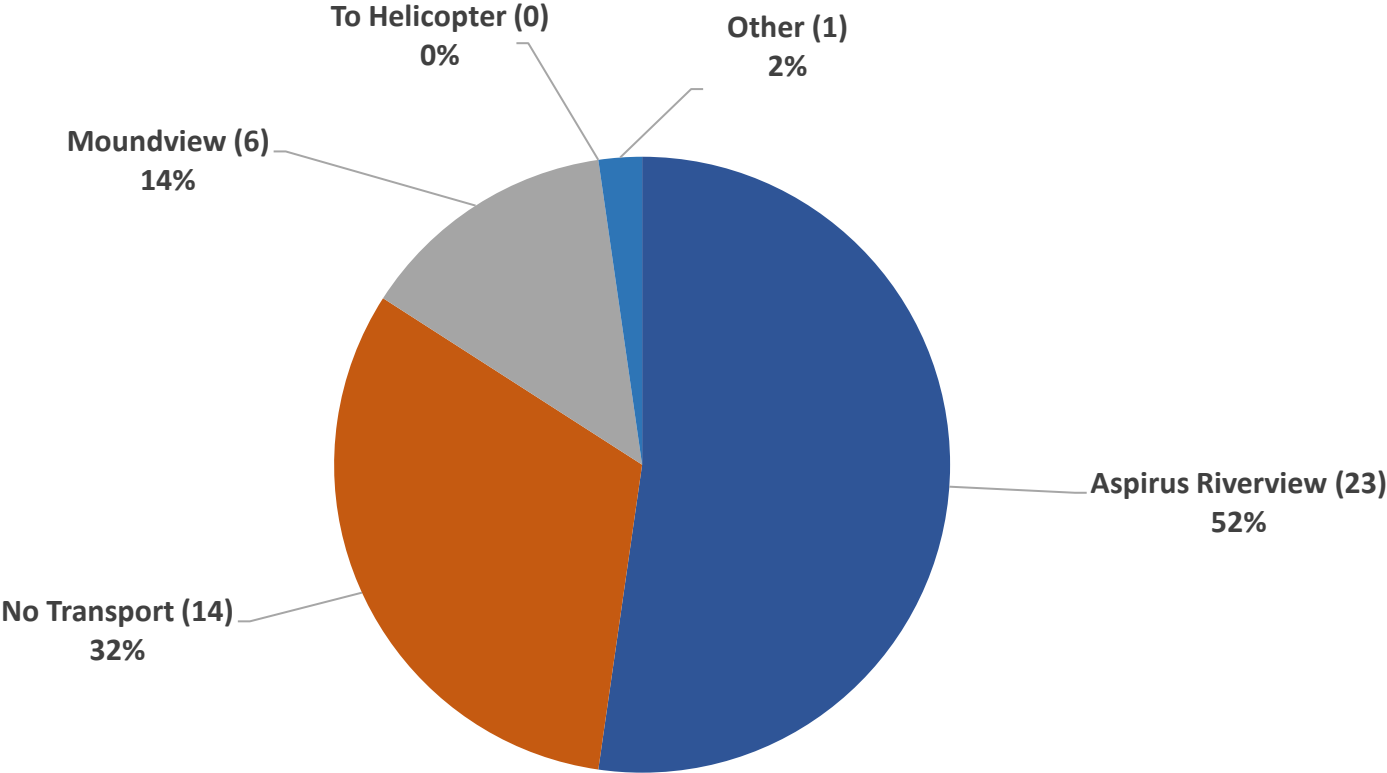
### 911 Call Volume by Day of the Week



### 911 Call Volume by Municipality



### 911 Call Volume by Call Destination



Other: Marshfield Medical Center(1).

Custom ▾ Jan 1, 2024 - Jan 31, 2024 ▾

Counts % Rows % Columns % All

Week Ending	1/7/24	1/14/24	1/21/24	1/28/24	2/4/24	2/11/24	2/18/24	2/25/24	3/3/24	3/10/24	3/17/24	3/24/24	3/31/24	Total
Syncope / Fainting		1	2		1									4
Cardiac arrhythmia/dy..	1	1		1										3
Generalized Weakness		3												3
Injury	2			1										3
Abdominal Pain			2											2
Behavioral/ps... episode	1		1											2
Dizziness			1	1										2
Eye Injury	1	1												2
Seizure		1		1										2
Acute Pain, not elsewhere classified	1													1
Alcohol intoxication	1													1
Back Pain		1												1
Carbon Monoxide poisoning				1										1
Cardiac arrest	1													1
Concussion without loss of consciousness	1													1
Confusion/De...			1											1
Congestive heart failure (CHF)				1										1
Displacement of urinary catheter			1											1
Epistaxis				1										1
Esophageal obstruction			1											1
Fever	1													1
Hallucinogen related disorders			1											1
Headache	1													1
Hypertension					1									1
Hypotension			1											1

Week Ending	1/7/24	1/14/24	1/21/24	1/28/24	2/4/24	2/11/24	2/18/24	2/25/24	3/3/24	3/10/24	3/17/24	3/24/24	3/31/24	Total.
Kidney stones			1											1
Shortness of breath				1										1
Urinary system disorder				1										1
Vomiting					1									1
Total	11	8	12	9	3									43

Custom ▾ Jan 1, 2024 - Jan 31, 2024 ▾

- Counts
- % Rows
- % Columns
- % All

Week Ending	1/7/24	1/14/24	1/21/24	1/28/24	2/4/24	2/11/24	2/18/24	2/25/24	3/3/24	3/10/24	3/17/24	3/24/24	3/31/24	Total
NULL	2	6	11	7	1									27
Falls	4	2	1		2									9
Assault	2	1												3
General			1	1										2
Poisoning				2										2
Sharp Objects	2													2
Motorized Vehicle Accident	1													1
<b>Total</b>	<b>11</b>	<b>9</b>	<b>13</b>	<b>10</b>	<b>3</b>									<b>46</b>