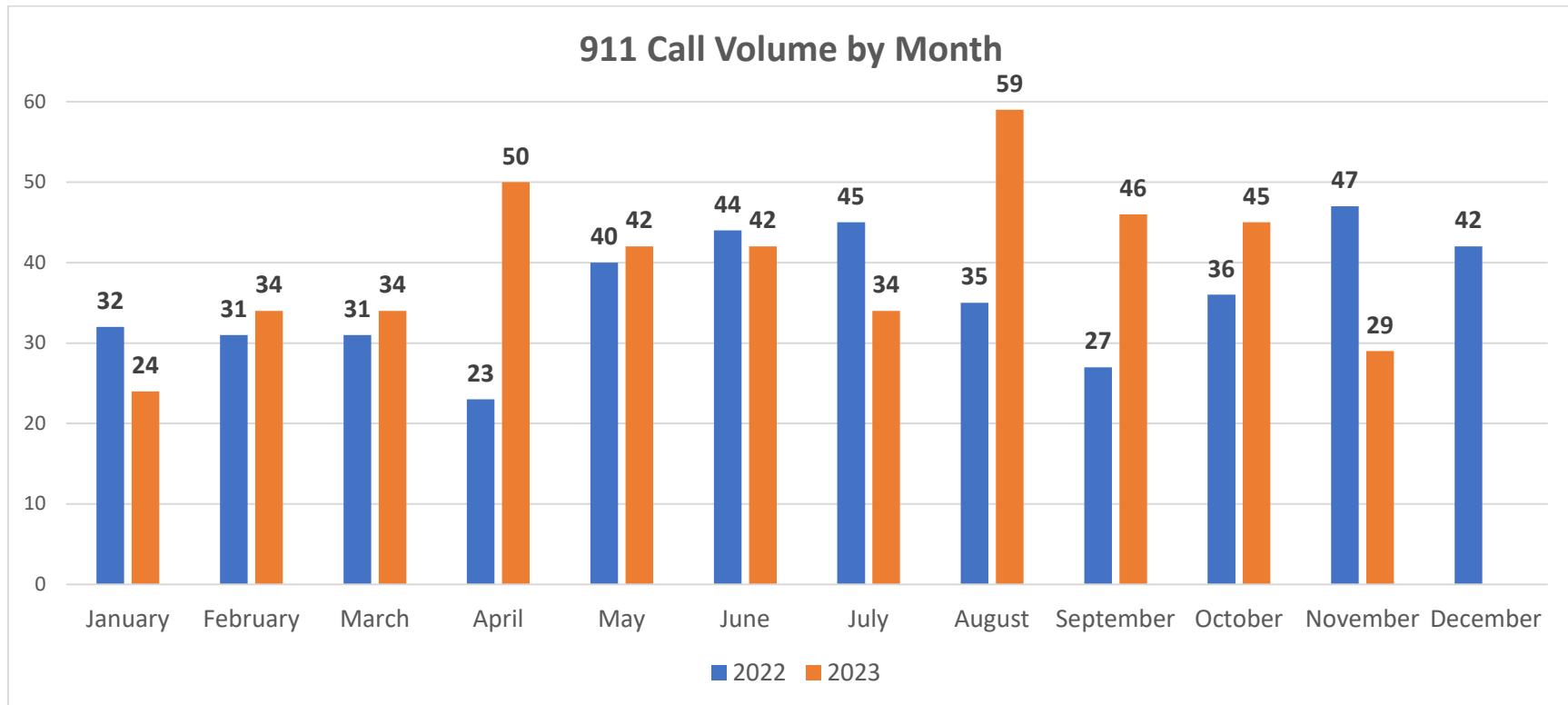




BFMR Committee Report

01/01/2023 – 11/30/2023



Total Call Volume: 439

Average Chute Time: 01:02(min:sec)

Average Response Time: 8:34(min:sec)

Average Response Time Rome: 7:18(min:sec)

Average Response Time Big Flats: 11:49(min:sec)

Average Response Time Monroe: 12:05(min:sec)

Custom ▾ Jan 1, 2023 - Nov 30, 2023 ▾

08:34

MM:SS
Average Response Time

48%

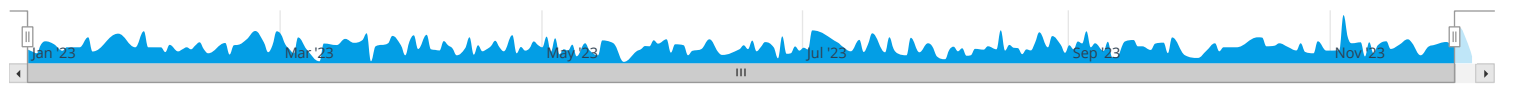
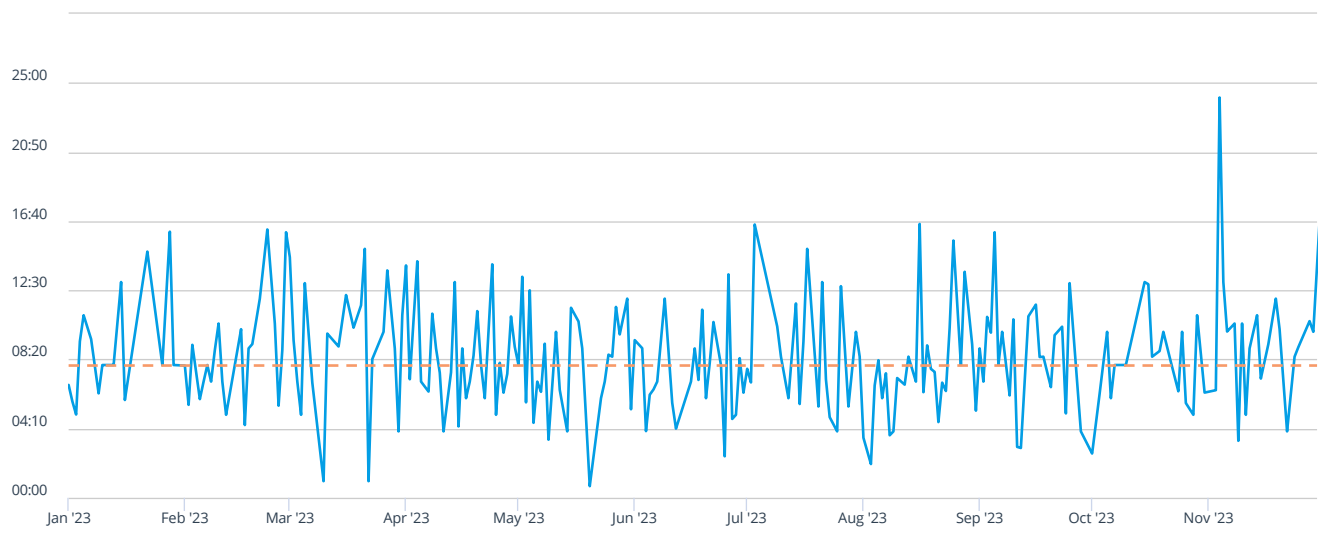
OF RESPONSES
Response Time < 08:00

334

DAYS
In Selected Time Slice

412

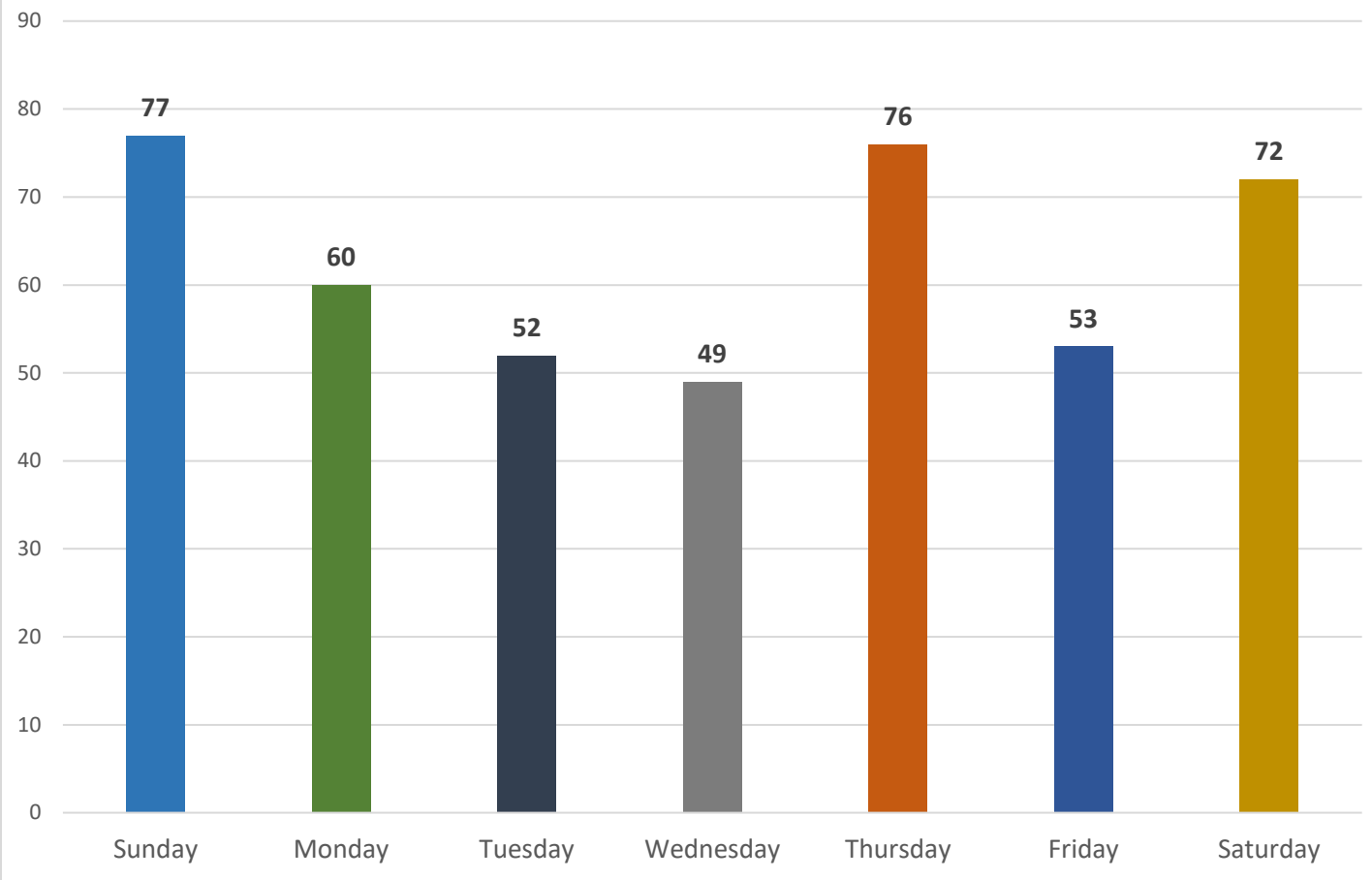
UNIT RESPONSES
In Selected Time Slice



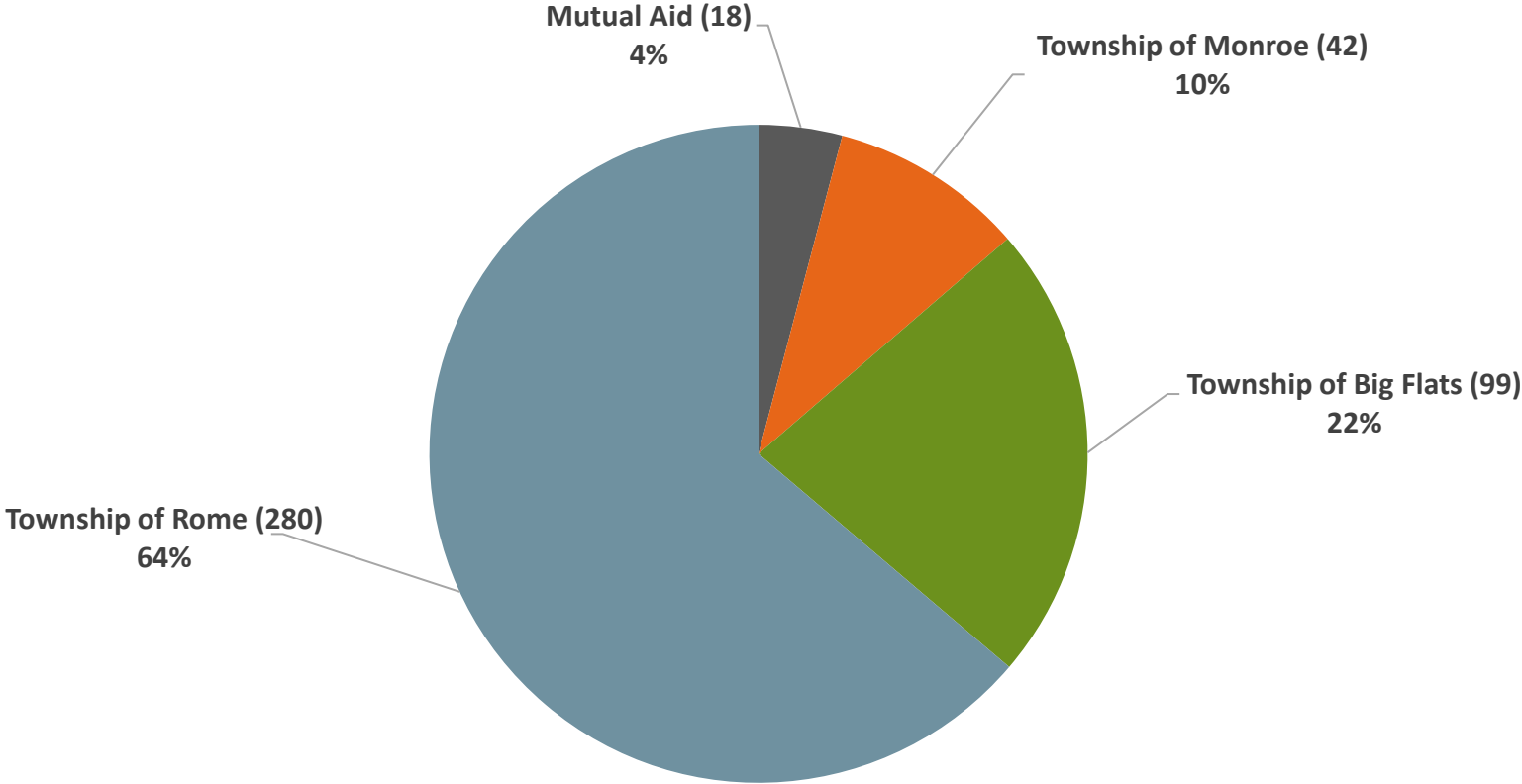
Counts % Rows % Columns % All

	Jan '23	Feb '23	Mar '23	Apr '23	May '23	Jun '23	Jul '23	Aug '23	Sep '23	Oct '23	Nov '23	Dec '23	Jan '24	Total
00:00 - 04:59	1	4	5	9	6	9	6	12	9	7	3			71
05:00 - 07:59	11	9	4	16	14	16	14	20	6	10	6			126
08:00 - 08:59	3	3	3	5	3	2	2	3	1	4	3			32
09:00 - 09:59		3	2	4	2	3		1	6	2	1			24
10:00 - 11:59	2	7	8	3	8	5	4	9	8	8	7			69
12:00 - 14:59	5	3	9	9	4	4	4	6	6	4	4			58
15:00 - 16:59	1	2	1	1	3	1	3	4	2	1	2			21
17:00 - 17:59			1		1					2				4
18:00 - 19:59				1					1					2
20:00 - 29:59	1			1		1					2			5
30:00 - 59:59														
Total	24	31	33	49	41	41	33	55	39	38	28			412
Exceptions														11

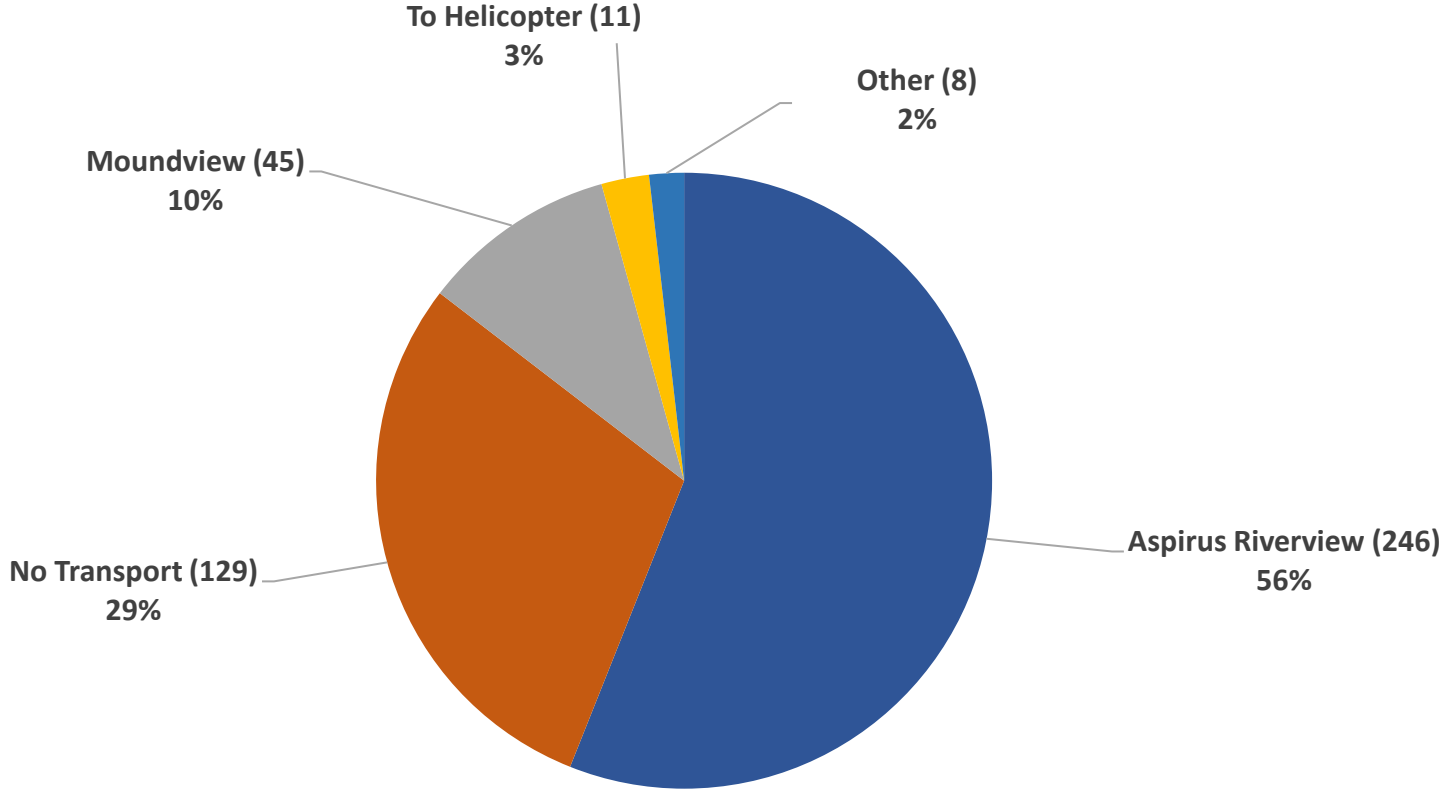
911 Call Volume by Day of the Week



911 Call Volume by Municipality



911 Call Volume by Call Destination



Other: Marshfield Medical Center(6), Aspirus Wausau(1), Tomah VA(1).

Custom ▾ Jan 1, 2023 - Nov 30, 2023 ▾

Counts % Rows % Columns % All

	Jan '23	Feb '23	Mar '23	Apr '23	May '23	Jun '23	Jul '23	Aug '23	Sep '23	Oct '23	Nov '23	Dec '23	Jan '24	Total
Injury	2	4	2	3	4	7	2	7	6	2	3			42
Generalized Weakness	1	3	3	5	4	2	4	5	3	5	3			38
Multiple injuries	1			1	3	2	6	4	2	2	1			22
Acute Respiratory Distress (Dyspnea)	3			3	2	5	1	1	1	1	1			18
Shortness of breath		3	2	1	1	1	3			1	3			15
Stroke	3		1	2	2	3		1	1	1	1			15
Abdominal Pain	1	1		2	1	1	1	1		3	2			13
Cardiac arrest	1	1	1		1		3	1	3	1	1			13
Cardiac arrhythmia/dy..		1	2	2		1	1		1	3				11
Dizziness				2		2		2		4				10
Altered Mental Status	3	1	1		1			2	1					9
Back Pain	1	1		2	1				1	1	2			9
Chest Pain / Discomfort	1				1	1		1	1	3	1			9
Extremity Pain		1	2	1		1	2		1	1				9
No Complaints or Injury/Illness Noted	1			1				2	1	3	1			9
Anxiety reaction/Emot... upset			2	1		3	1		1					8
Diabetic Hypoglycemia	1		1	1	1	1	1	1	1					8
Syncope / Fainting		1		1				2	2	1	1			8
Dehydration	1		1	1	2			1	1					7
Headache				3				2		1	1			7
Nausea		1		1	1			2		1	1			7
Pain (Non-Traumatic)				2	2	1	1			1				7
Fever		1	2	1		1								5
Heat Exhaustion					1	1	1	2						5
Hypertension			1		1		1	2						5

	Jan '23	Feb '23	Mar '23	Apr '23	May '23	Jun '23	Jul '23	Aug '23	Sep '23	Oct '23	Nov '23	Dec '23	Jan '24	Total.
Laceration/Ab... (minor surface trauma)				1	2			1	1					5
Alcohol use				1		1	2							4
Convulsions				1				2	1					4
Febrile Seizures								1	3					4
Hypotension				1			1			1	1			4
Overdose - Unspecified	1						1	2						4
Pneumonia	1	1	1				1							4
Urinary Tract Infection (UTI)		1	1					1		1				4
Vomiting	1									3				4
Allergic Reaction									3					3
Behavioral/ps... episode		2								1				3
Chronic Obstructive Pulmonary Disease (COPD)	1			1					1					3
Epistaxis			1		2									3
Foreign Body in Pharynx		1	1					1						3
Kidney stones	1		1						1					3
Patient assist only				1				2						3
Respiratory disorder		2	1											3
ST elevation myocardial infarction (STEMI)	1			1		1								3
Transient Cerebral Ischemic Attack (TIA)	1							2						3
Acute Pain, not elsewhere classified						1					1			2
Alcohol dependence with withdrawal								2						2
Anaphylaxis									2					2
Chest Pain, Other (Non-Cardiac)				1	1									2
Obvious Death				1							1			2
Palpitations					1				1					2
Respiratory Failure					1	1								2
Unconscious						1	1							2

	Jan '23	Feb '23	Mar '23	Apr '23	May '23	Jun '23	Jul '23	Aug '23	Sep '23	Oct '23	Nov '23	Dec '23	Jan '24	Total.
Acute Bronchitis									1					1
Asthma						1								1
Burn						1								1
COVID-19 - Suspected - no known exposure										1				1
Cancer									1					1
Chest pain on breathing		1												1
Concussion with loss of consciousness								1						1
Confusion/De...			1											1
Congestive heart failure (CHF)								1						1
Constipation		1												1
Diabetic Hyperglycemia			1											1
Diarrhea			1											1
Drowning		1												1
Eye Injury							1							1
Fatigue				1										1
Gastro-esophageal reflux disease (GERD)							1							1
Gastrointestin... hemorrhage				1										1
Gastrostomy malfunction								1						1
Health hazard contact /Suspected exposure		1												1
Heatstroke and Sunstroke						1								1
Hematemesis					1									1
Hemorrhage										1				1
Hyperventilati...		1												1
Infectious Disease			1											1
Malaise				1										1
Overdose - Alcohol			1											1
Pelvic and Perineal Pain											1			1

	Jan '23	Feb '23	Mar '23	Apr '23	May '23	Jun '23	Jul '23	Aug '23	Sep '23	Oct '23	Nov '23	Dec '23	Jan '24	Total.
Pregnancy with contractions								1						1
Pulmonary Edema, Acute									1					1
Sepsis/Septice..			1											1
Urinary system disorder										1				1
Total	27	31	33	48	37	41	36	57	43	44	26			423

Custom ▾ Jan 1, 2023 - Nov 30, 2023 ▾

	Counts % Rows % Columns % All													
	Jan '23	Feb '23	Mar '23	Apr '23	May '23	Jun '23	Jul '23	Aug '23	Sep '23	Oct '23	Nov '23	Dec '23	Jan '24	Total
NULL	23	26	27	42	34	32	25	43	32	37	20			341
Falls	3	6	6	8	8	8	6	8	6	7	7			73
Motorized Vehicle Accident	1				1	3	6	5	3	3				22
General			1		1		1	1	3		1			8
Machinery Accidents			1		1			1						3
Assault				1					1					2
Abuse		1												1
Animal/Plant Contact									1					1
Burns						1								1
Drowning		1												1
Firearms											1			1
Physical Exertion			1											1
Struck by Object								1						1
Total	27	34	36	51	45	44	38	59	46	47	29			456