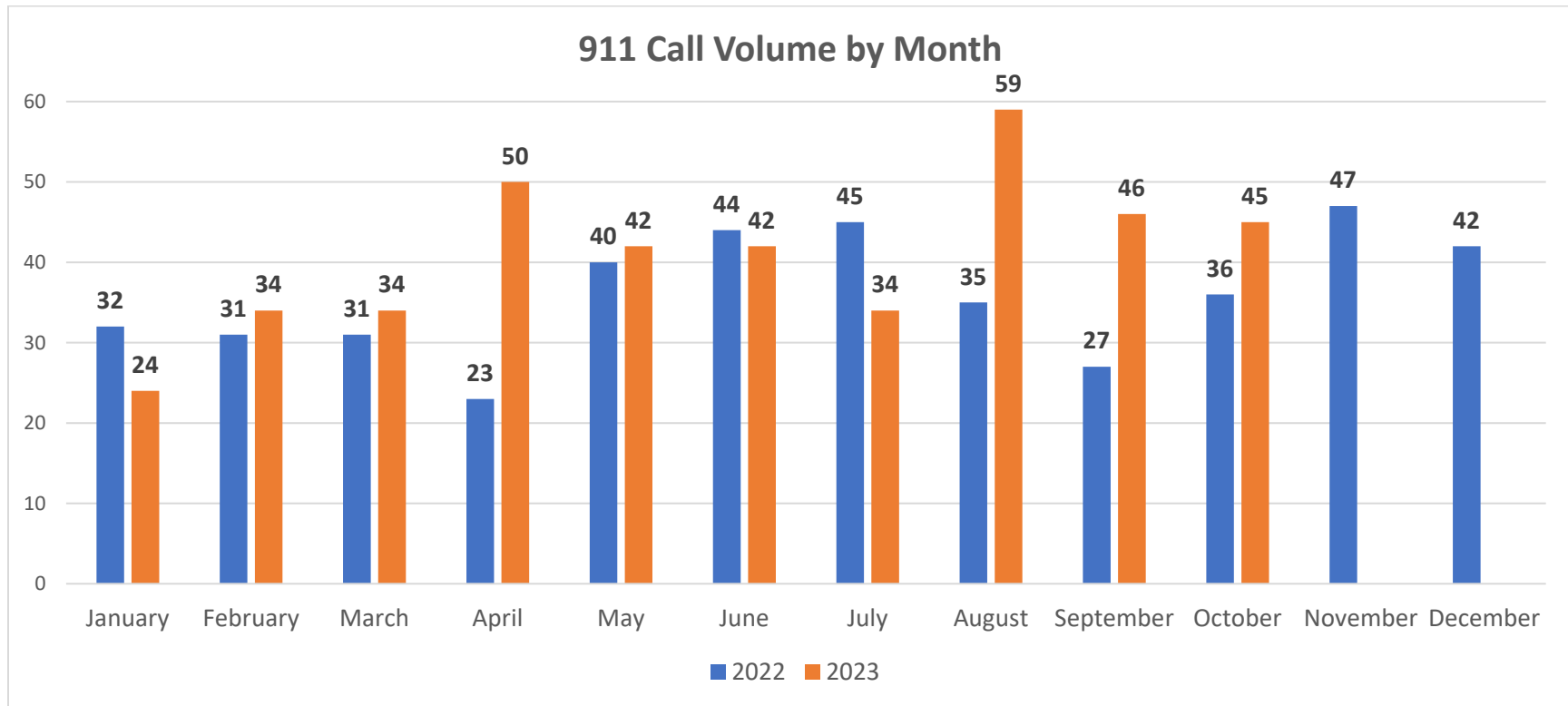




BFMR Committee Report

01/01/2023 – 10/31/2023



Total Call Volume: 410

Average Chute Time: 01:02(min:sec)

Average Response Time: 8:28(min:sec)

Average Response Time Rome: 7:07(min:sec)

Average Response Time Big Flats: 12:01(min:sec)

Average Response Time Monroe: 11:53(min:sec)

Custom ▾ Jan 1, 2023 - Oct 31, 2023 ▾

08:28

MM:SS
Average Response Time

49%


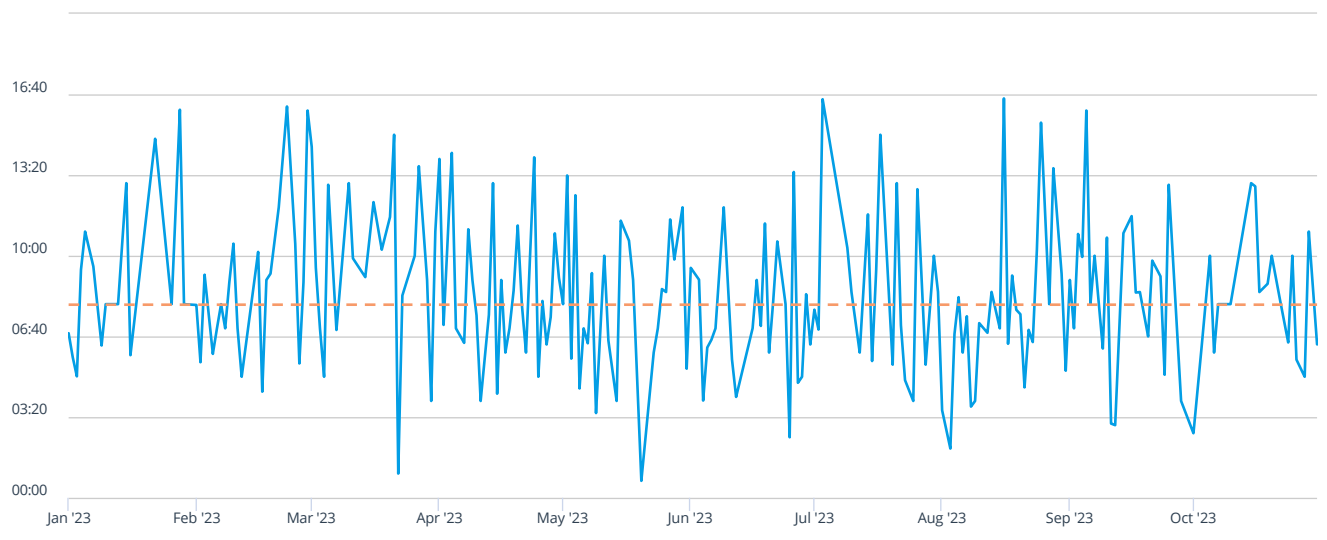
OF RESPONSES
Response Time < 08:00

304

DAYS
In Selected Time Slice

383

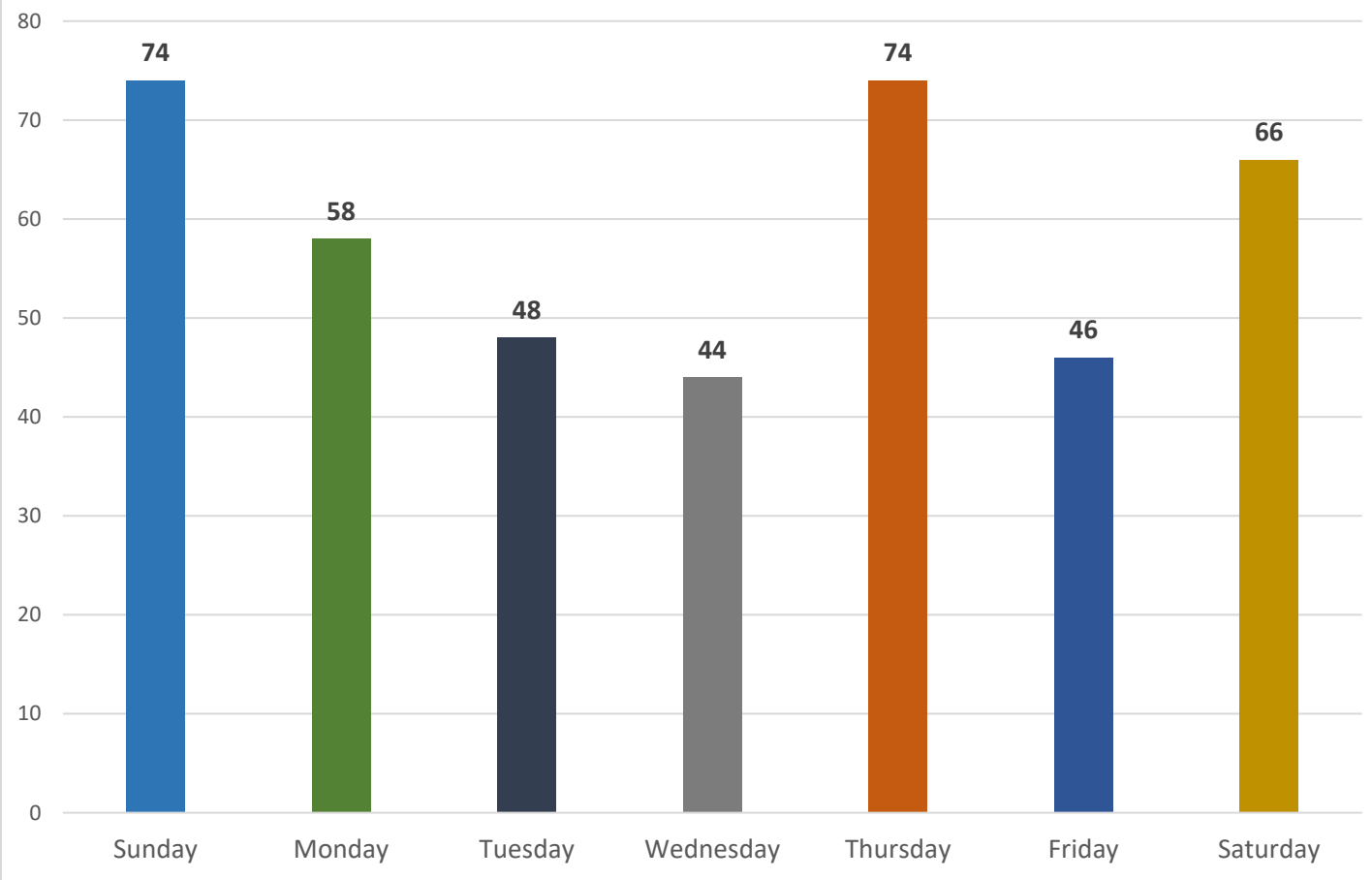
UNIT RESPONSES
In Selected Time Slice



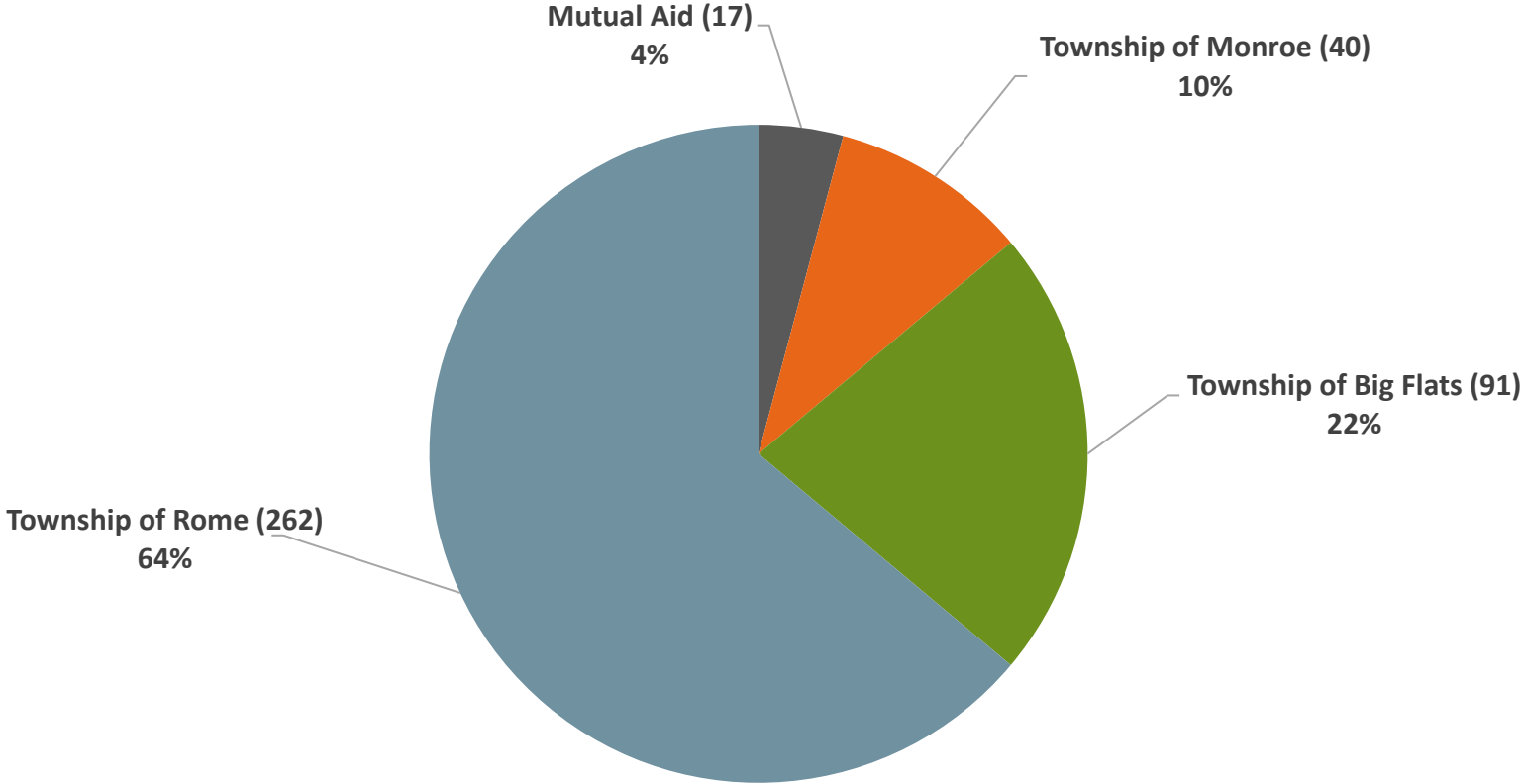
- Counts**
- % Rows
- % Columns
- % All

	Jan '23	Feb '23	Mar '23	Apr '23	May '23	Jun '23	Jul '23	Aug '23	Sep '23	Oct '23	Nov '23	Dec '23	Jan '24	Total
00:00 - 04:59	1	4	4	9	6	9	6	12	9	7				67
05:00 - 07:59	11	9	4	16	14	16	14	20	6	10				120
08:00 - 08:59	3	3	3	5	3	2	2	3	1	4				29
09:00 - 09:59		3	2	4	2	3		1	6	2				23
10:00 - 11:59	2	7	8	3	8	5	4	9	7	8				61
12:00 - 14:59	5	3	10	9	4	4	4	6	6	4				55
15:00 - 16:59	1	2	1	1	3	1	3	4	2	1				19
17:00 - 17:59			1		1					2				4
18:00 - 19:59				1					1					2
20:00 - 29:59	1			1		1								3
30:00 - 59:59														
Total	24	31	33	49	41	41	33	55	38	38				383
Exceptions														12

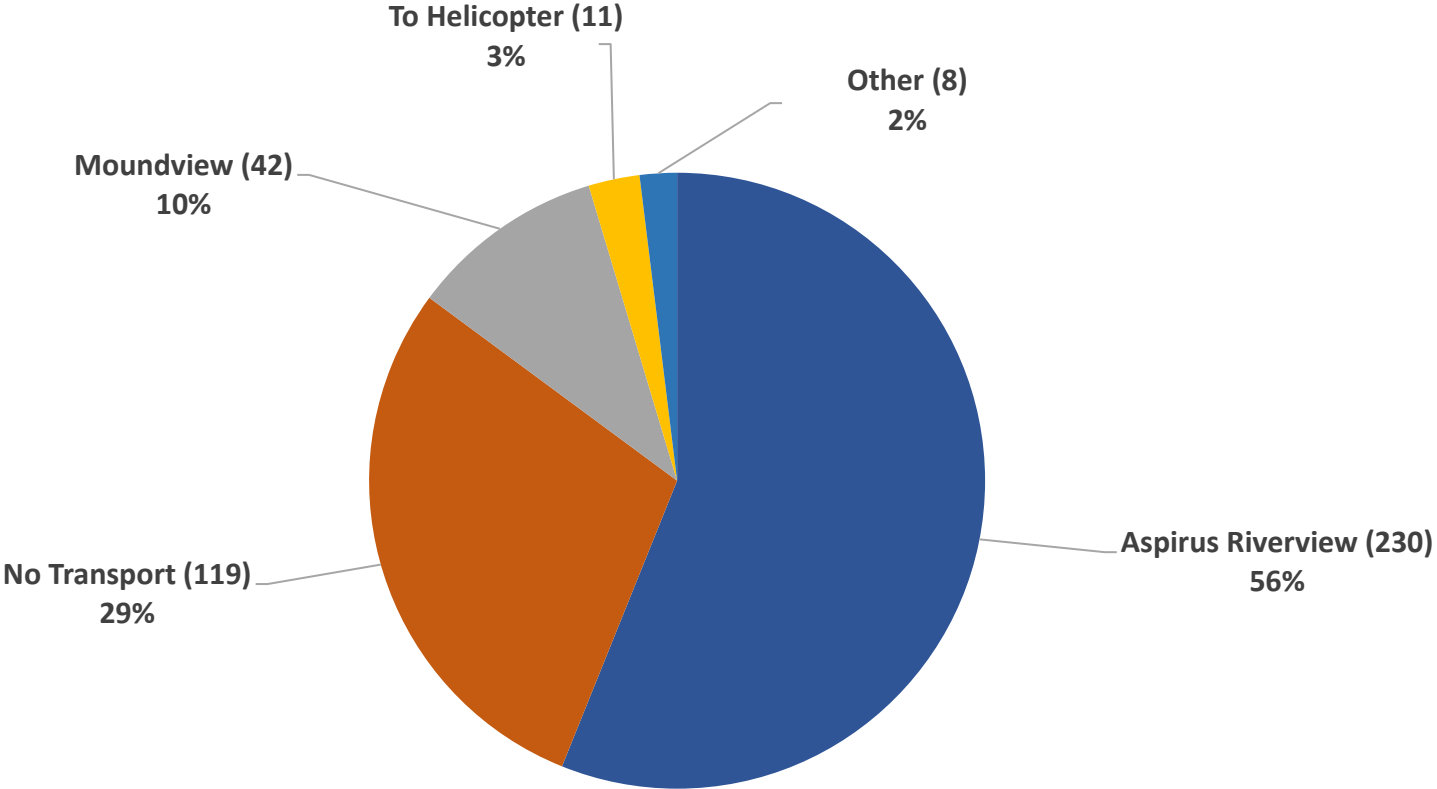
911 Call Volume by Day of the Week



911 Call Volume by Municipality



911 Call Volume by Call Destination



Other: Marshfield Medical Center(6), Aspirus Wausau(1), Tomah VA(1).

Custom ▾ Jan 1, 2023 - Oct 31, 2023 ▾

	Jan '23	Feb '23	Mar '23	Apr '23	May '23	Jun '23	Jul '23	Aug '23	Sep '23	Oct '23	Nov '23	Dec '23	Jan '24	Total
Injury	2	4	2	3	4	7	2	7	6	2				39
Generalized Weakness	1	3	3	5	4	2	4	5	3	5				35
Multiple injuries	1			1	3	2	6	4	2	2				21
Acute Respiratory Distress (Dyspnea)	3			3	2	5	1	1	1	1				17
Stroke	3		1	2	2	3		1	1	1				14
Cardiac arrest	1	1	1		1		3	1	3	1				12
Shortness of breath		3	2	1	1	1	3			1				12
Abdominal Pain	1	1		2	1	1	1	1		3				11
Cardiac arrhythmia/dy..		1	2	2		1	1		1	3				11
Dizziness				2		2		2		4				10
Altered Mental Status	3	1	1		1			2	1					9
Extremity Pain		1	2	1		1	2		1	1				9
Anxiety reaction/Emot... upset			2	1		3	1		1					8
Chest Pain / Discomfort	1				1	1		1	1	3				8
Diabetic Hypoglycemia	1		1	1	1	1	1	1	1					8
No Complaints or Injury/Illness Noted	1			1				2	1	3				8
Back Pain	1	1		2	1				1	1				7
Dehydration	1		1	1	2			1	1					7
Pain (Non-Traumatic)				2	2	1	1			1				7
Syncope / Fainting		1		1				2	2	1				7
Headache				3				2		1				6
Nausea		1		1	1			2		1				6
Fever		1	2	1		1								5
Heat Exhaustion					1	1	1	2						5
Hypertension			1		1		1	2						5

	Jan '23	Feb '23	Mar '23	Apr '23	May '23	Jun '23	Jul '23	Aug '23	Sep '23	Oct '23	Nov '23	Dec '23	Jan '24	Total.
Laceration/Ab... (minor surface trauma)				1	2			1	1					5
Alcohol use				1		1	2							4
Convulsions				1				2	1					4
Febrile Seizures								1	3					4
Overdose - Unspecified	1						1	2						4
Pneumonia	1	1	1				1							4
Urinary Tract Infection (UTI)		1	1					1		1				4
Vomiting	1									3				4
Allergic Reaction									3					3
Behavioral/ps... episode		2								1				3
Chronic Obstructive Pulmonary Disease (COPD)	1			1					1					3
Epistaxis			1		2									3
Foreign Body in Pharynx		1	1					1						3
Hypotension				1			1			1				3
Kidney stones	1		1							1				3
Patient assist only				1				2						3
Respiratory disorder		2	1											3
ST elevation myocardial infarction (STEMI)	1			1		1								3
Transient Cerebral Ischemic Attack (TIA)	1							2						3
Alcohol dependence with withdrawal								2						2
Anaphylaxis									2					2
Chest Pain, Other (Non-Cardiac)				1	1									2
Palpitations					1				1					2
Respiratory Failure					1	1								2
Unconscious						1	1							2
Acute Bronchitis									1					1
Acute Pain, not elsewhere classified						1								1

	Jan '23	Feb '23	Mar '23	Apr '23	May '23	Jun '23	Jul '23	Aug '23	Sep '23	Oct '23	Nov '23	Dec '23	Jan '24	Total.
Asthma						1								1
Burn						1								1
COVID-19 - Suspected - no known exposure										1				1
Cancer									1					1
Chest pain on breathing		1												1
Concussion with loss of consciousness								1						1
Confusion/De...			1											1
Congestive heart failure (CHF)								1						1
Constipation		1												1
Diabetic Hyperglycemia			1											1
Diarrhea			1											1
Drowning		1												1
Eye Injury							1							1
Fatigue				1										1
Gastro-esophageal reflux disease (GERD)							1							1
Gastrointestin... hemorrhage				1										1
Gastrostomy malfunction								1						1
Health hazard contact /Suspected exposure		1												1
Heatstroke and Sunstroke						1								1
Hematemesis					1									1
Hemorrhage										1				1
Hyperventilati...		1												1
Infectious Disease			1											1
Malaise				1										1
Obvious Death				1										1
Overdose - Alcohol			1											1
Pregnancy with contractions								1						1
Pulmonary Edema, Acute									1					1

Custom ▾ Jan 1, 2023 - Oct 31, 2023 ▾

	Counts % Rows % Columns % All													
	Jan '23	Feb '23	Mar '23	Apr '23	May '23	Jun '23	Jul '23	Aug '23	Sep '23	Oct '23	Nov '23	Dec '23	Jan '24	Total
NULL	23	26	27	42	34	32	25	43	32	37				321
Falls	3	6	6	8	8	8	6	8	6	7				66
Motorized Vehicle Accident	1				1	3	6	5	3	3				22
General			1		1		1	1	3					7
Machinery Accidents			1		1			1						3
Assault				1					1					2
Abuse		1												1
Animal/Plant Contact									1					1
Burns						1								1
Drowning		1												1
Physical Exertion			1											1
Struck by Object								1						1
Total	27	34	36	51	45	44	38	59	46	47				427