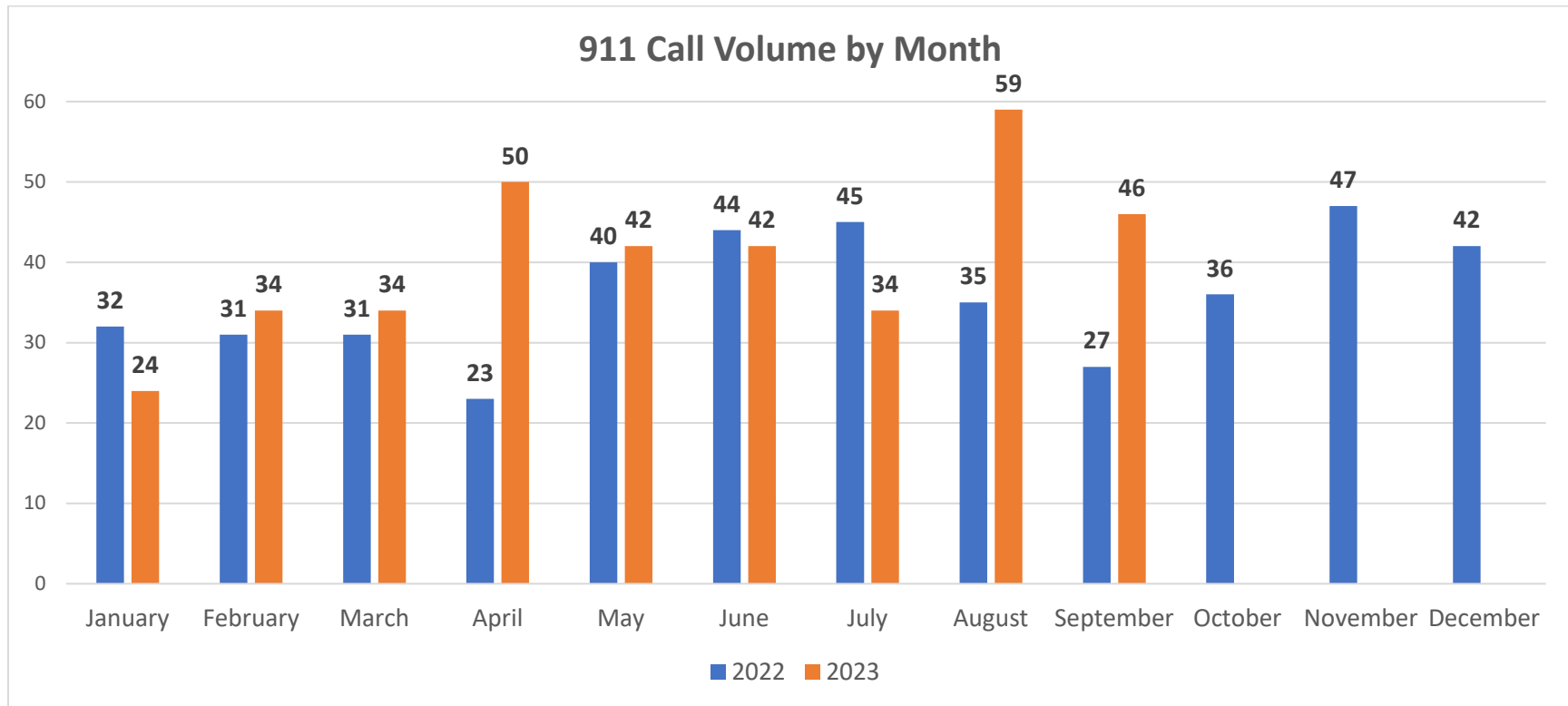




BFMR Committee Report

01/01/2023 – 09/30/2023



Total Call Volume: 365

Average Chute Time: 01:02(min:sec)

Average Response Time: 8:30(min:sec)

Average Response Time Rome: 7:09(min:sec)

Average Response Time Big Flats: 12:00(min:sec)

Average Response Time Monroe: 11:43(min:sec)

Custom ▾ Jan 1, 2023 - Sep 30, 2023 ▾

08:30

MM:SS
Average Response Time

49%

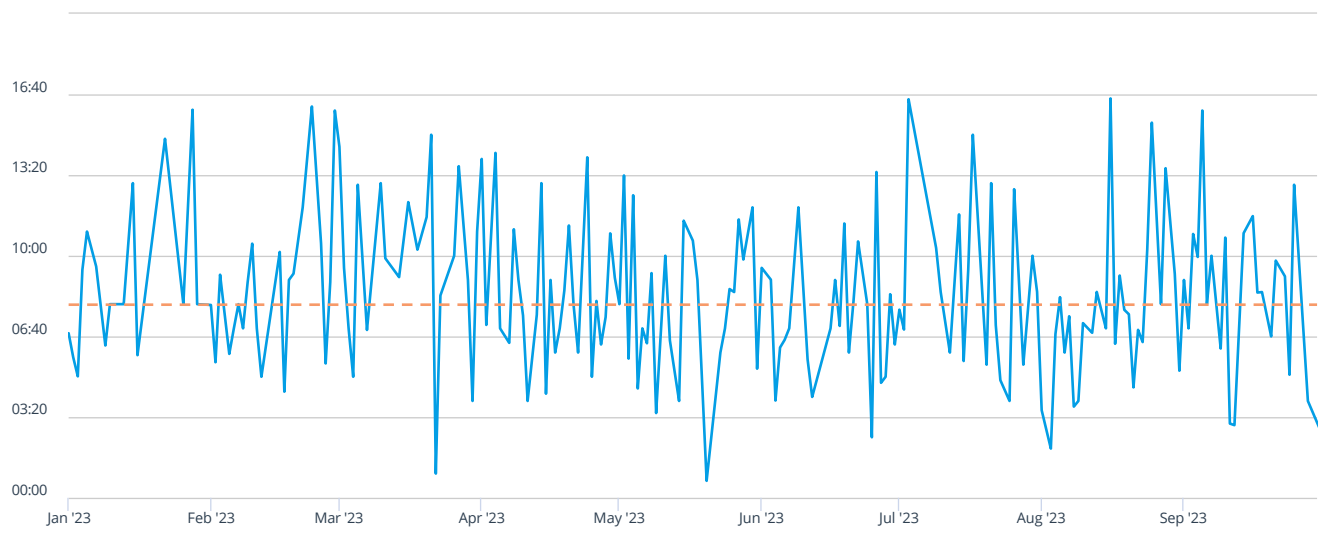
OF RESPONSES
Response Time < 08:00

273

DAYS
In Selected Time Slice

345

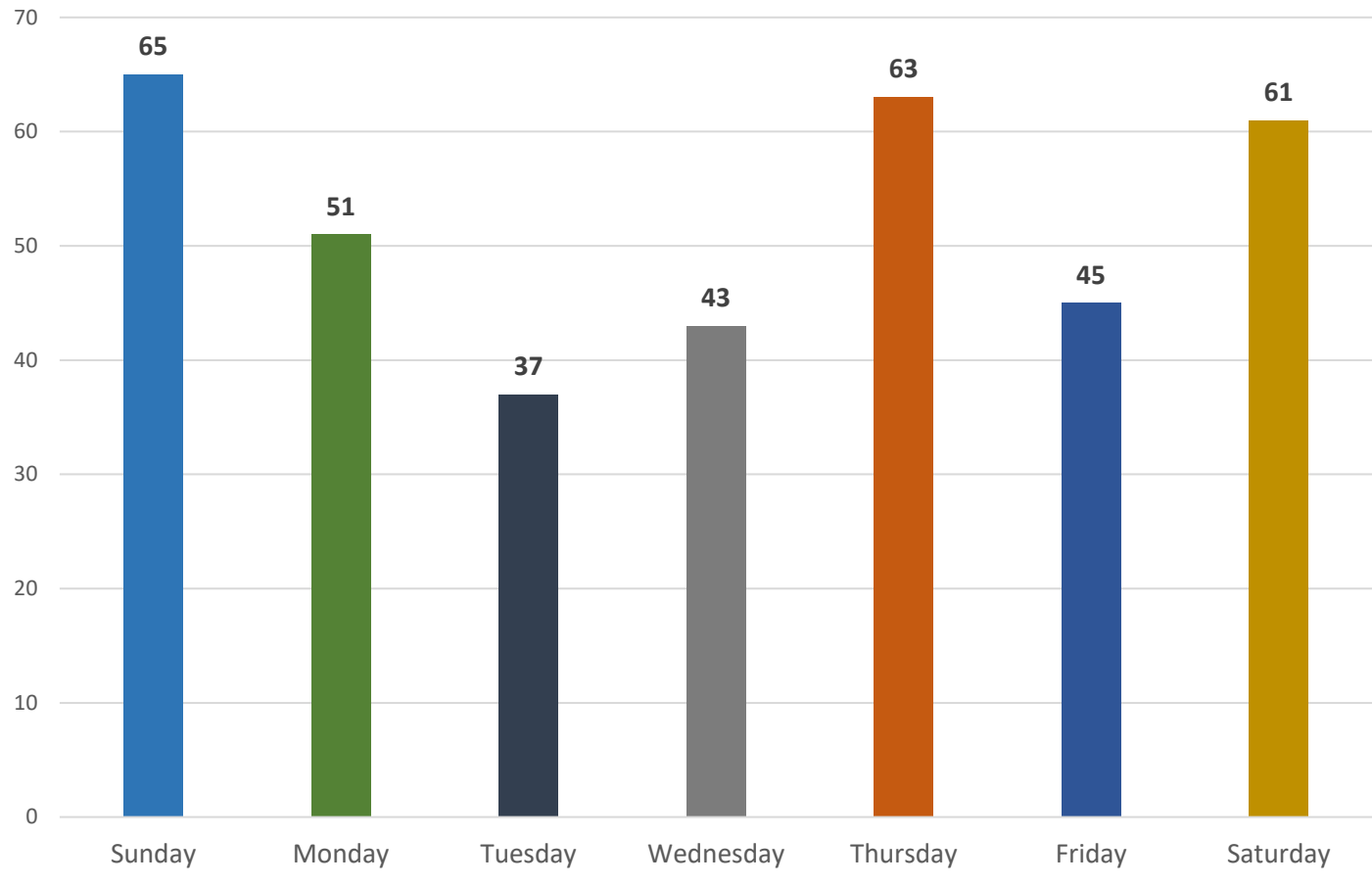
UNIT RESPONSES
In Selected Time Slice



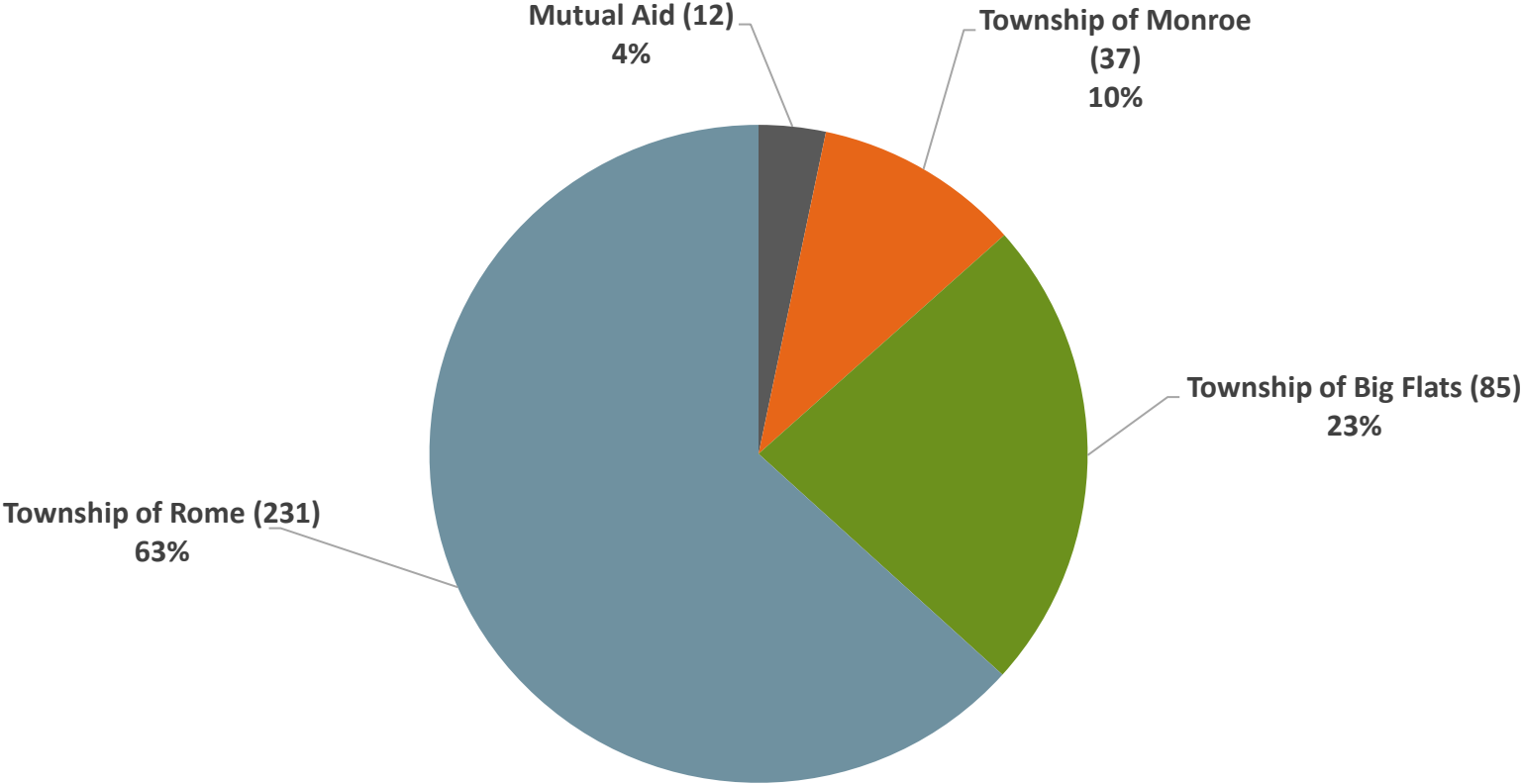
- Counts
- % Rows
- % Columns
- % All

	Jan '23	Feb '23	Mar '23	Apr '23	May '23	Jun '23	Jul '23	Aug '23	Sep '23	Oct '23	Nov '23	Dec '23	Jan '24	Total
00:00 - 04:59	1	4	4	9	6	9	6	12	9					60
05:00 - 07:59	11	9	4	16	14	16	14	20	6					110
08:00 - 08:59	3	3	3	5	3	2	2	3	1					25
09:00 - 09:59		3	2	4	2	3		1	6					21
10:00 - 11:59	2	7	8	3	8	5	4	9	7					53
12:00 - 14:59	5	3	10	9	4	4	4	6	6					51
15:00 - 16:59	1	2	1	1	3	1	3	4	2					18
17:00 - 17:59			1		1									2
18:00 - 19:59				1					1					2
20:00 - 29:59	1			1		1								3
30:00 - 59:59														
Total	24	31	33	49	41	41	33	55	38					345
Exceptions														11

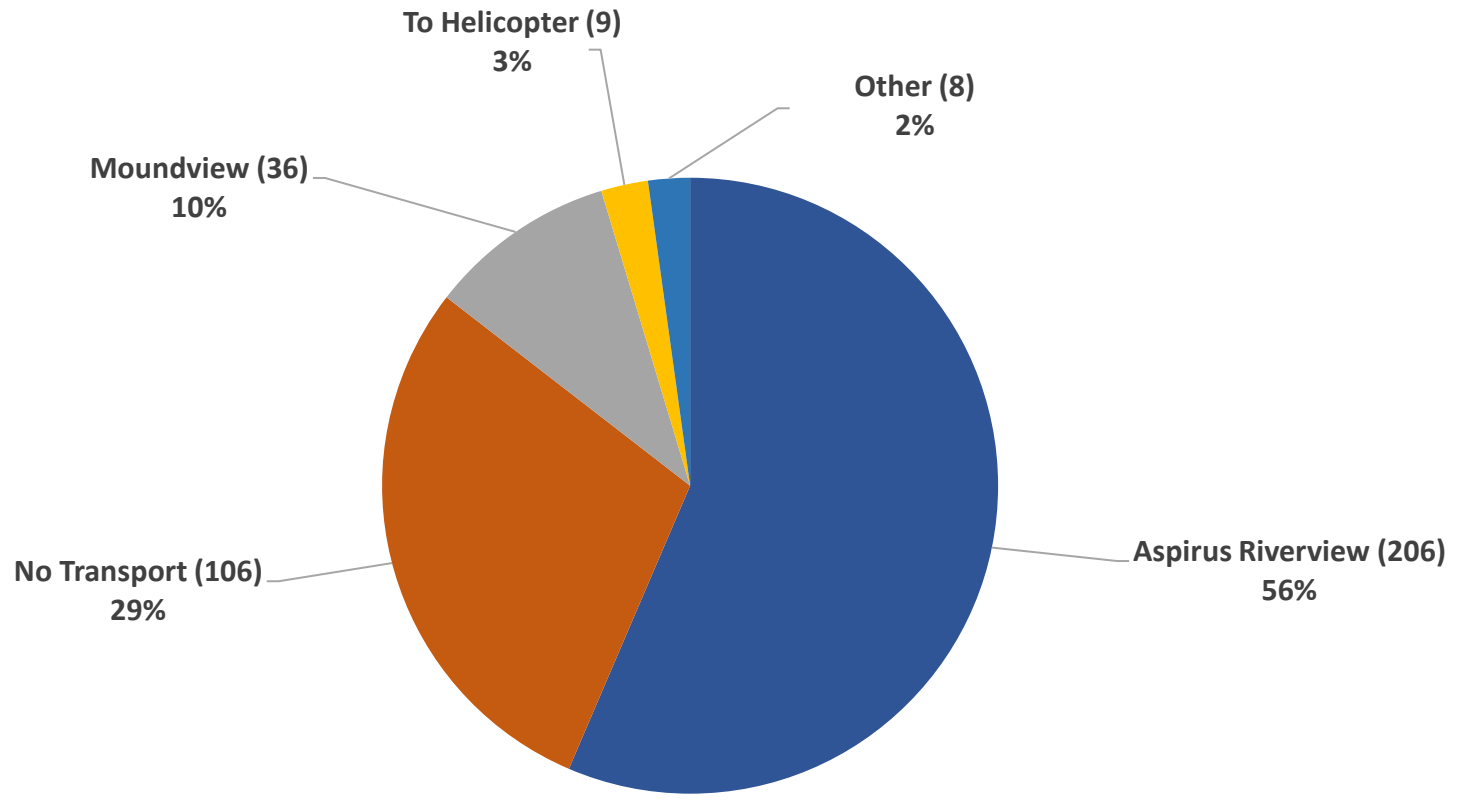
911 Call Volume by Day of the Week



911 Call Volume by Municipality



911 Call Volume by Call Destination



Other: Marshfield Medical Center(6), Aspirus Wausau(1), Tomah VA(1).

Custom ▾ Jan 1, 2023 - Sep 30, 2023 ▾

	Jan '23	Feb '23	Mar '23	Apr '23	May '23	Jun '23	Jul '23	Aug '23	Sep '23	Oct '23	Nov '23	Dec '23	Jan '24	Total
Injury	2	4	2	3	4	7	2	7	6					37
Generalized Weakness	1	3	3	5	4	2	4	5	3					30
Multiple injuries	1			1	3	2	6	4	2					19
Acute Respiratory Distress (Dyspnea)	3			3	2	4	1	1	1					15
Stroke	3		1	2	2	3		1	1					13
Cardiac arrest	1	1	1		1		3	1	3					11
Shortness of breath		3	2	1	1	1	3							11
Altered Mental Status	3	1	1		1			2	1					9
Abdominal Pain	1	1		2	1	1	1	1						8
Anxiety reaction/Emot... upset			2	1		3	1		1					8
Cardiac arrhythmia/dy..		1	2	2		1	1		1					8
Diabetic Hypoglycemia	1		1	1	1	1	1	1	1					8
Extremity Pain		1	2	1		1	2		1					8
Dehydration	1		1	1	2			1	1					7
Back Pain	1	1		2	1				1					6
Dizziness				2		2		2						6
Pain (Non-Traumatic)				2	2	1	1							6
Syncope / Fainting		1		1				2	2					6
Chest Pain / Discomfort	1				1	1		1	1					5
Fever		1	2	1		1								5
Headache				3				2						5
Heat Exhaustion					1	1	1	2						5
Hypertension			1		1		1	2						5
Laceration/Ab... (minor surface trauma)				1	2			1	1					5
Nausea		1		1	1			2						5

	Jan '23	Feb '23	Mar '23	Apr '23	May '23	Jun '23	Jul '23	Aug '23	Sep '23	Oct '23	Nov '23	Dec '23	Jan '24	Total.
No Complaints or Injury/Illness Noted	1			1				2	1					5
Alcohol use				1		1	2							4
Convulsions				1				2	1					4
Febrile Seizures								1	3					4
Overdose - Unspecified	1						1	2						4
Pneumonia	1	1	1				1							4
Allergic Reaction									3					3
Chronic Obstructive Pulmonary Disease (COPD)	1			1					1					3
Epistaxis			1		2									3
Foreign Body in Pharynx		1	1					1						3
Kidney stones	1		1						1					3
Patient assist only				1				2						3
Respiratory disorder		2	1											3
ST elevation myocardial infarction (STEMI)	1			1		1								3
Transient Cerebral Ischemic Attack (TIA)	1							2						3
Urinary Tract Infection (UTI)		1	1					1						3
Alcohol dependence with withdrawal								2						2
Anaphylaxis									2					2
Behavioral/ps... episode		2												2
Chest Pain, Other (Non-Cardiac)				1	1									2
Hypotension				1			1							2
Palpitations					1				1					2
Respiratory Failure					1	1								2
Unconscious						1	1							2
Acute Bronchitis									1					1
Acute Pain, not elsewhere classified						1								1
Asthma						1								1

	Jan '23	Feb '23	Mar '23	Apr '23	May '23	Jun '23	Jul '23	Aug '23	Sep '23	Oct '23	Nov '23	Dec '23	Jan '24	Total.
Burn						1								1
Cancer									1					1
Chest pain on breathing		1												1
Concussion with loss of consciousness								1						1
Confusion/De...			1											1
Congestive heart failure (CHF)								1						1
Constipation		1												1
Diabetic Hyperglycemia			1											1
Diarrhea			1											1
Drowning		1												1
Eye Injury							1							1
Fatigue				1										1
Gastro-esophageal reflux disease (GERD)							1							1
Gastrointestin... hemorrhage				1										1
Gastrostomy malfunction								1						1
Health hazard contact /Suspected exposure		1												1
Heatstroke and Sunstroke						1								1
Hematemesis					1									1
Hyperventilati...		1												1
Infectious Disease			1											1
Malaise				1										1
Obvious Death				1										1
Overdose - Alcohol			1											1
Pregnancy with contractions								1						1
Pulmonary Edema, Acute									1					1
Sepsis/Septice..			1											1
Vomiting	1													1
Total	27	31	33	48	37	40	36	57	43					352

Custom ▾ Jan 1, 2023 - Sep 30, 2023 ▾

	Counts % Rows % Columns % All													
	Jan '23	Feb '23	Mar '23	Apr '23	May '23	Jun '23	Jul '23	Aug '23	Sep '23	Oct '23	Nov '23	Dec '23	Jan '24	Total
NULL	23	26	27	42	33	30	25	43	32					281
Falls	3	6	6	8	8	8	6	8	6					59
Motorized Vehicle Accident	1				1	3	6	5	3					19
General			1		1		1	1	3					7
Machinery Accidents			1		1			1						3
Assault				1					1					2
Abuse		1												1
Animal/Plant Contact									1					1
Burns						1								1
Drowning		1												1
Physical Exertion			1											1
Struck by Object								1						1
Total	27	34	36	51	44	42	38	59	46					377