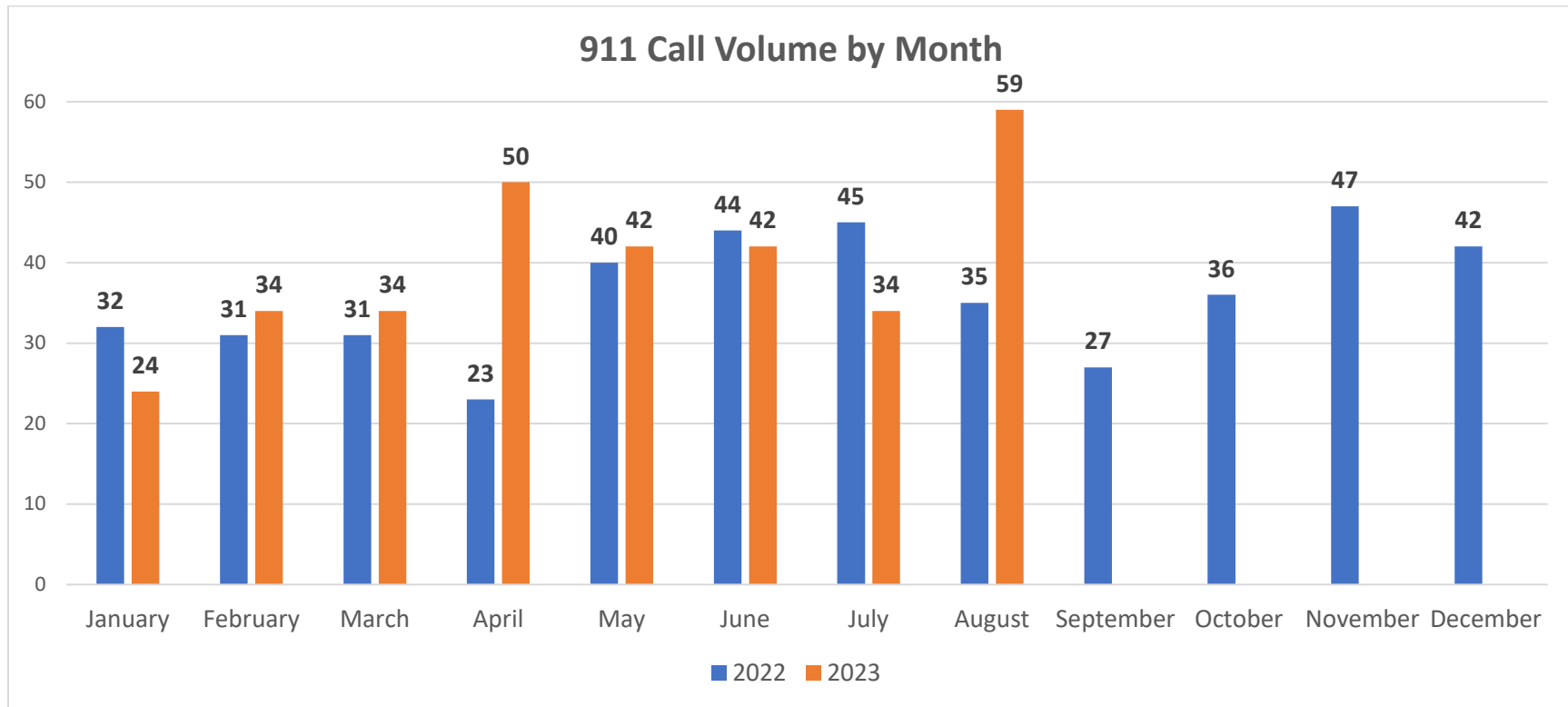




## BFMR Committee Report

01/01/2023 – 08/31/2023



Total Call Volume: 319

Average Chute Time: 01:03(min:sec)

Average Response Time: 8:29(min:sec)

Average Response Time Rome: 7:13(min:sec)

Average Response Time Big Flats: 11:58(min:sec)

Average Response Time Monroe: 11:35(min:sec)

Custom ▾ Jan 1, 2023 - Aug 31, 2023 ▾

**08:29**

MM:SS  
Average Response Time

**50%**

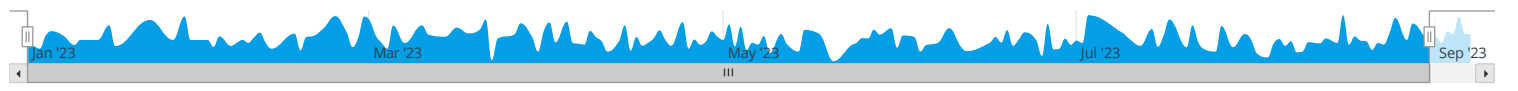
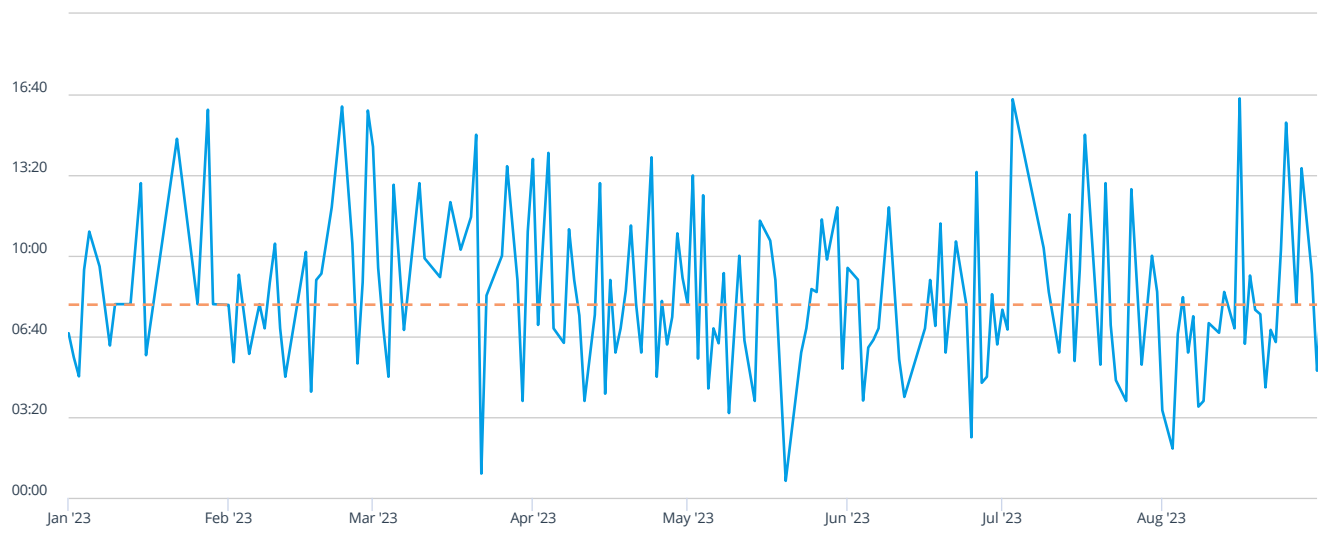
OF RESPONSES  
Response Time < 08:00

**243**

DAYS  
In Selected Time Slice

**307**

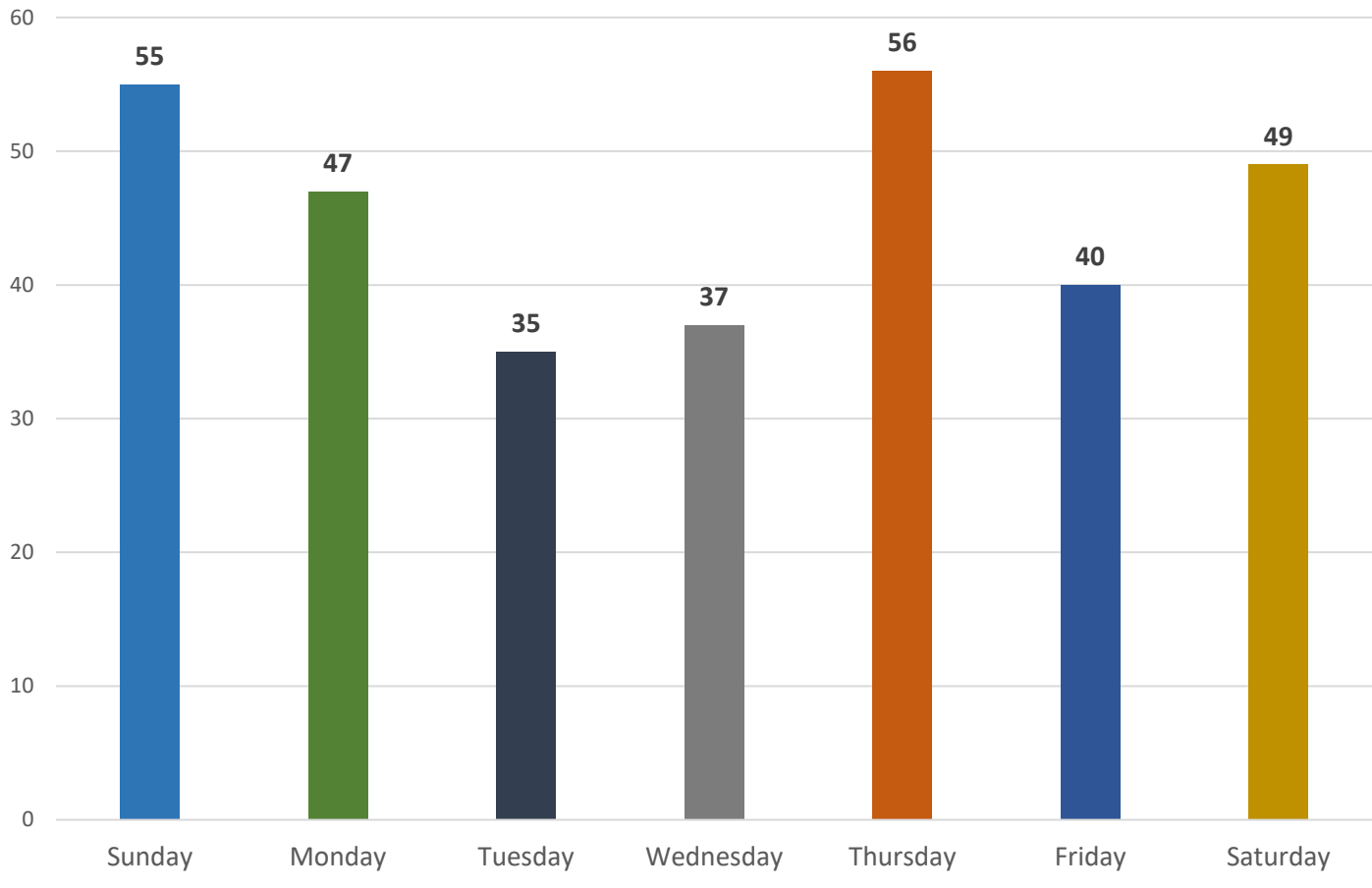
UNIT RESPONSES  
In Selected Time Slice



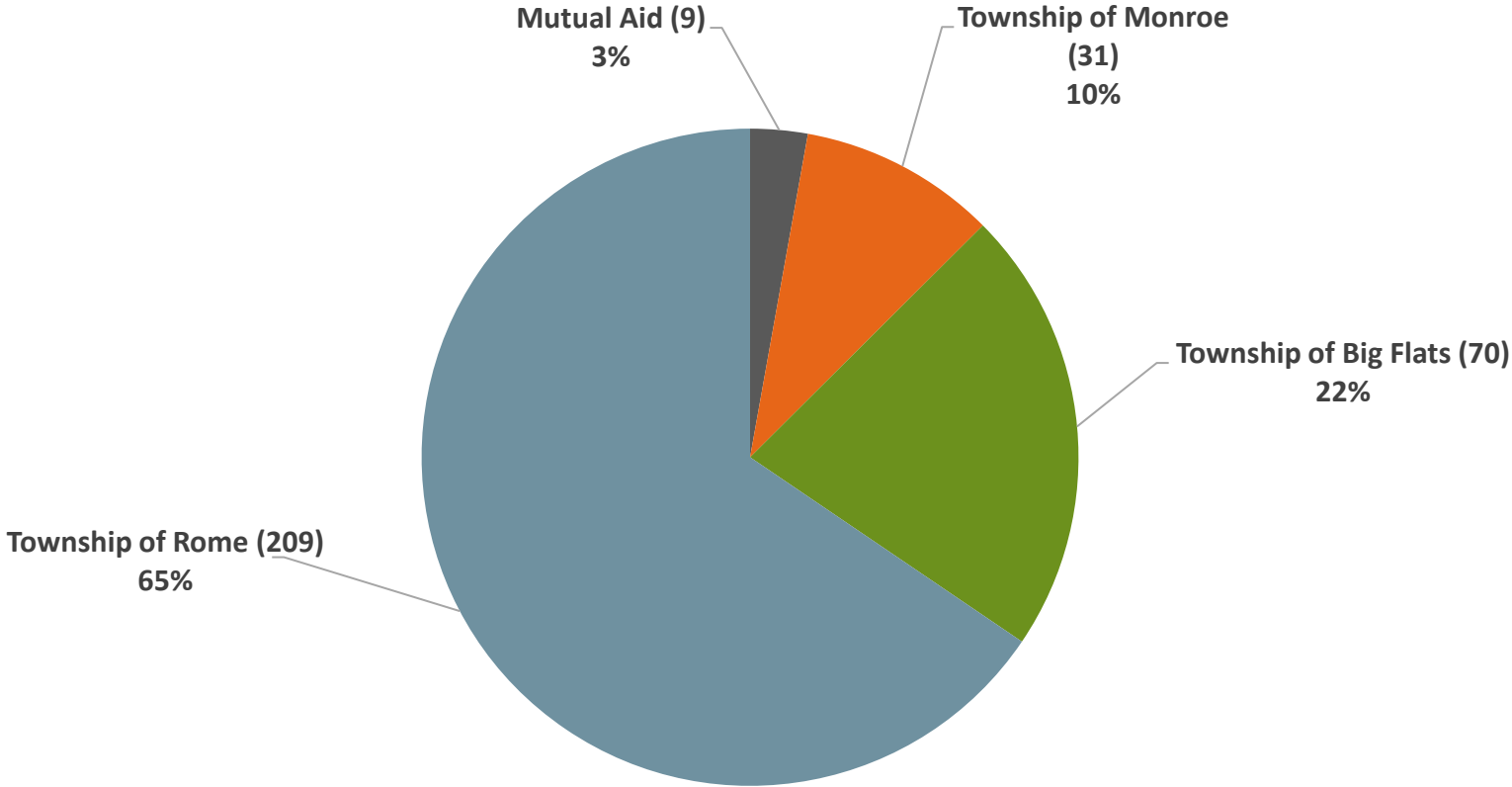
- Counts
- % Rows
- % Columns
- % All

	Jan '23	Feb '23	Mar '23	Apr '23	May '23	Jun '23	Jul '23	Aug '23	Sep '23	Oct '23	Nov '23	Dec '23	Jan '24	Total
00:00 - 04:59	1	4	4	9	6	9	6	12						51
05:00 - 07:59	11	9	4	16	14	16	14	20						104
08:00 - 08:59	3	3	3	5	3	2	2	3						24
09:00 - 09:59		3	2	4	2	3		1						15
10:00 - 11:59	2	7	8	3	8	5	4	9						46
12:00 - 14:59	5	3	10	9	4	4	4	6						45
15:00 - 16:59	1	2	1	1	3	1	3	4						16
17:00 - 17:59			1		1									2
18:00 - 19:59				1										1
20:00 - 29:59	1			1		1								3
30:00 - 59:59														
<b>Total</b>	24	31	33	49	41	41	33	55						307
Exceptions														8

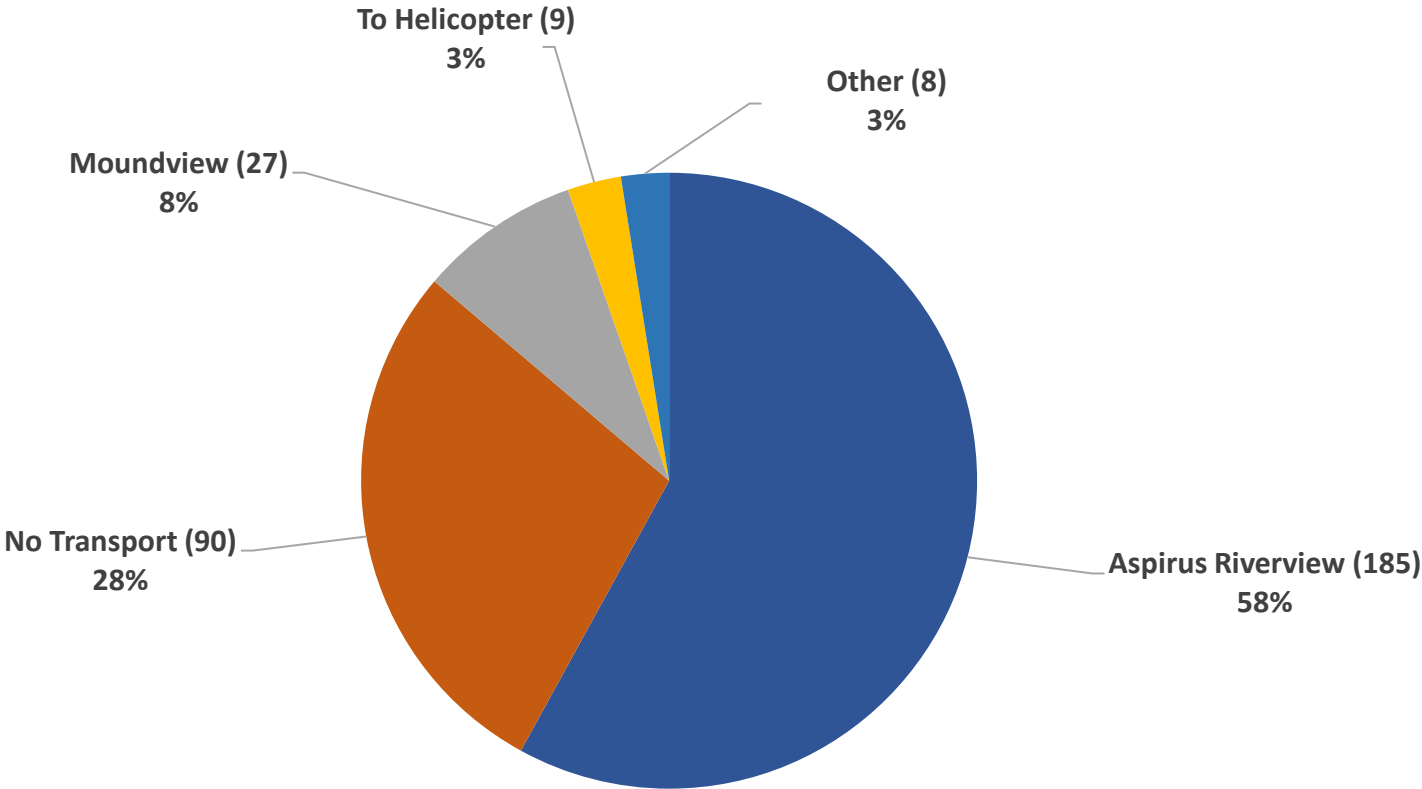
### 911 Call Volume by Day of the Week



### 911 Call Volume by Municipality



### 911 Call Volume by Call Destination



Other: Marshfield Medical Center(6), Aspirus Wausau(1), Tomah VA(1).



Custom ▾ Jan 1, 2023 - Aug 31, 2023 ▾

- Counts
- % Rows
- % Columns
- % All

	Jan '23	Feb '23	Mar '23	Apr '23	May '23	Jun '23	Jul '23	Aug '23	Sep '23	Oct '23	Nov '23	Dec '23	Jan '24	Total
Injury	2	4	2	3	4	7	2	7						31
Generalized Weakness	1	3	3	5	4	2	4	5						27
Multiple injuries	1			1	3	2	6	4						17
Acute Respiratory Distress (Dyspnea)	3			3	2	4	1	1						14
Stroke	3		1	2	2	3		1						12
Shortness of breath		3	2	1	1	1	3							11
Abdominal Pain	1	1		2	1	1	1	1						8
Altered Mental Status	3	1	1		1			2						8
Cardiac arrest	1	1	1		1		3	1						8
Anxiety reaction/Emot... upset			2	1		3	1							7
Cardiac arrhythmia/dy..		1	2	2		1	1							7
Diabetic Hypoglycemia	1		1	1	1	1	1	1						7
Extremity Pain		1	2	1		1	2							7
Dehydration	1		1	1	2			1						6
Dizziness				2		2		2						6
Pain (Non-Traumatic)				2	2	1	1							6
Back Pain	1	1		2	1									5
Fever		1	2	1		1								5
Headache				3				2						5
Heat Exhaustion					1	1	1	2						5
Hypertension			1		1		1	2						5
Nausea		1		1	1			2						5
Alcohol use				1		1	2							4
Chest Pain / Discomfort	1				1	1		1						4
Laceration/Ab... (minor surface trauma)				1	2			1						4

	Jan '23	Feb '23	Mar '23	Apr '23	May '23	Jun '23	Jul '23	Aug '23	Sep '23	Oct '23	Nov '23	Dec '23	Jan '24	Total.
No Complaints or Injury/Illness Noted	1			1				2						4
Overdose - Unspecified	1						1	2						4
Pneumonia	1	1	1				1							4
Syncope / Fainting		1		1				2						4
Convulsions				1				2						3
Epistaxis			1		2									3
Foreign Body in Pharynx		1	1					1						3
Patient assist only				1				2						3
Respiratory disorder		2	1											3
ST elevation myocardial infarction (STEMI)	1			1		1								3
Transient Cerebral Ischemic Attack (TIA)	1							2						3
Urinary Tract Infection (UTI)		1	1					1						3
Alcohol dependence with withdrawal								2						2
Behavioral/ps... episode		2												2
Chest Pain, Other (Non-Cardiac)				1	1									2
Chronic Obstructive Pulmonary Disease (COPD)	1			1										2
Hypotension				1			1							2
Kidney stones	1		1											2
Respiratory Failure					1	1								2
Unconscious						1	1							2
Acute Pain, not elsewhere classified						1								1
Asthma						1								1
Burn						1								1
Chest pain on breathing		1												1
Concussion with loss of consciousness								1						1
Confusion/De...			1											1
Congestive heart failure (CHF)								1						1

	Jan '23	Feb '23	Mar '23	Apr '23	May '23	Jun '23	Jul '23	Aug '23	Sep '23	Oct '23	Nov '23	Dec '23	Jan '24	Total.
Constipation		1												1
Diabetic Hyperglycemia			1											1
Diarrhea			1											1
Drowning		1												1
Eye Injury							1							1
Fatigue				1										1
Febrile Seizures								1						1
Gastro-esophageal reflux disease (GERD)							1							1
Gastrointestin... hemorrhage				1										1
Gastrostomy malfunction								1						1
Health hazard contact /Suspected exposure		1												1
Heatstroke and Sunstroke						1								1
Hematemesis					1									1
Hyperventilati...		1												1
Infectious Disease			1											1
Malaise				1										1
Obvious Death				1										1
Overdose - Alcohol			1											1
Palpitations					1									1
Pregnancy with contractions								1						1
Sepsis/Septice..			1											1
Vomiting	1													1
Total	27	31	33	48	37	40	36	57						309



Custom ▾ Jan 1, 2023 - Aug 31, 2023 ▾

- Counts
- % Rows
- % Columns
- % All

	Jan '23	Feb '23	Mar '23	Apr '23	May '23	Jun '23	Jul '23	Aug '23	Sep '23	Oct '23	Nov '23	Dec '23	Jan '24	Total
NULL	23	26	27	42	33	30	25	43						249
Falls	3	6	6	8	8	8	6	8						53
Motorized Vehicle Accident	1				1	3	6	5						16
General			1		1		1	1						4
Machinery Accidents			1		1			1						3
Abuse		1												1
Assault				1										1
Burns						1								1
Drowning		1												1
Physical Exertion			1											1
Struck by Object								1						1
Total	27	34	36	51	44	42	38	59						331