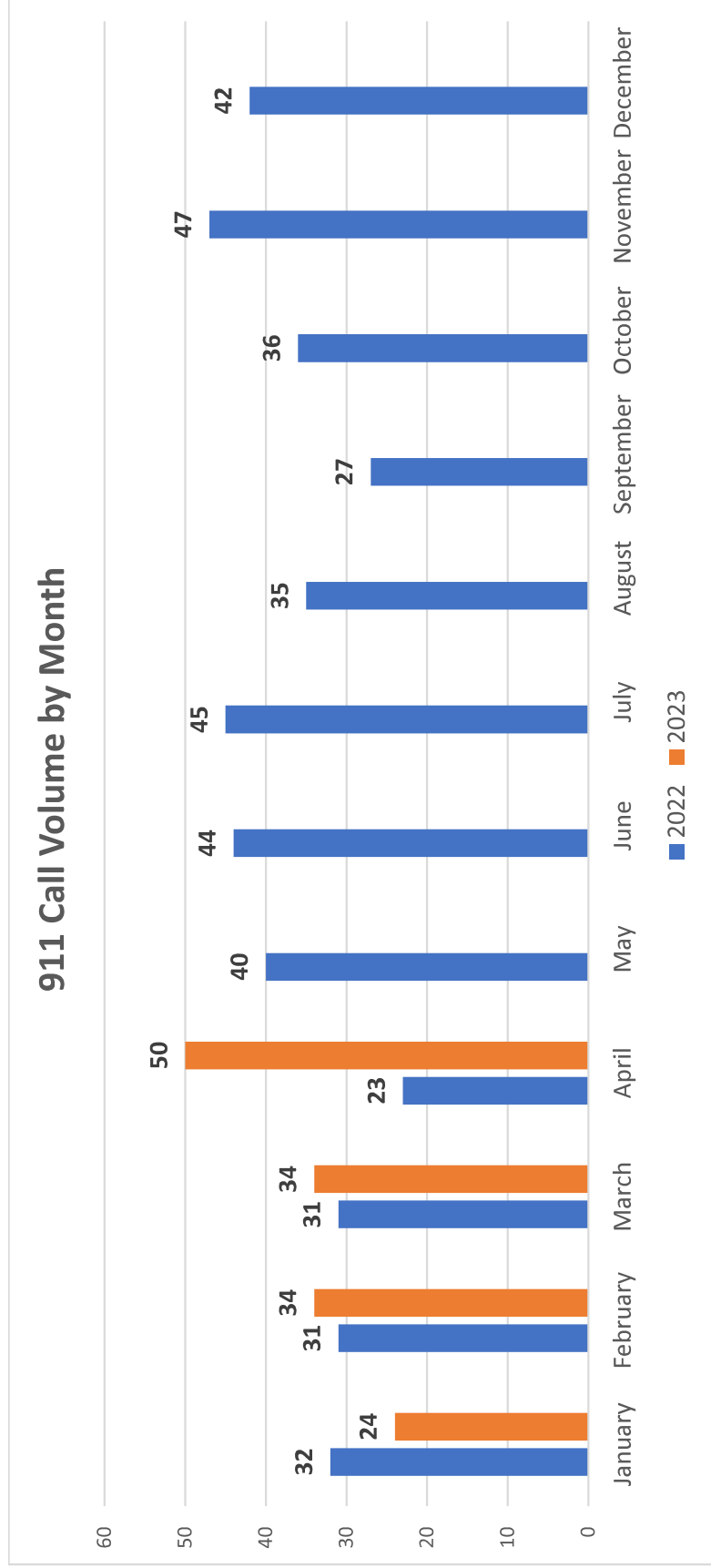




## BFMR Committee Report

01/01/2023 – 04/30/2023

### 911 Call Volume by Month



Total Call Volume: 142

Average Chute Time: 01:08(min:sec)

Average Response Time: 9:03(min:sec)

Average Response Time Rome: 7:35(min:sec)

Average Response Time Big Flats: 12:16(min:sec)

Average Response Time Monroe: 11:56(min:sec)



Custom ▾ Jan 1, 2023 - Apr 30, 2023 ▾

# 09:03

MM:SS  
Average Response Time

# 42%


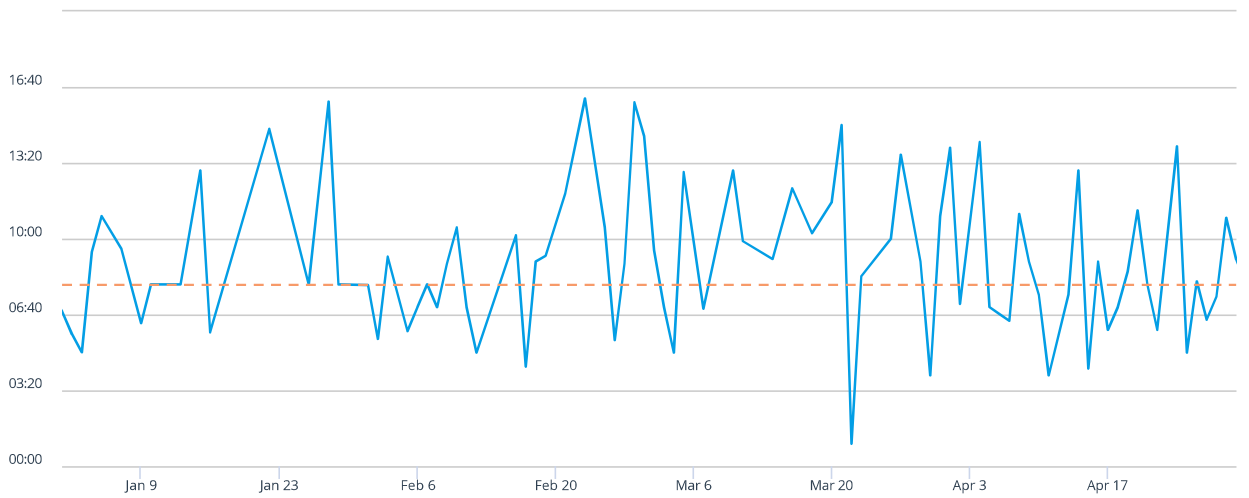
OF RESPONSES  
Response Time < 08:00

# 120

DAYS  
In Selected Time Slice

# 136

UNIT RESPONSES  
In Selected Time Slice

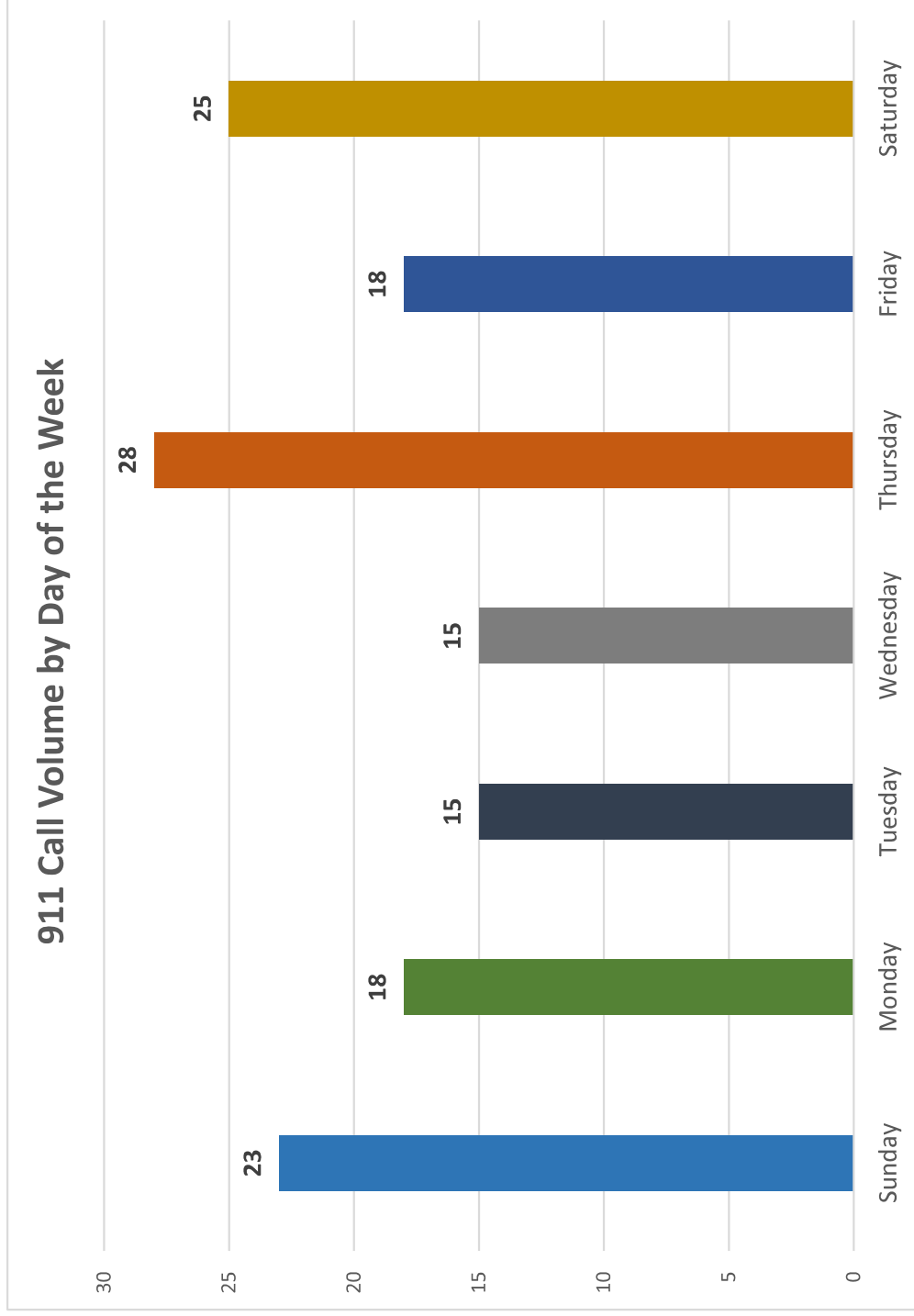


- Counts**
- % Rows
- % Columns
- % All

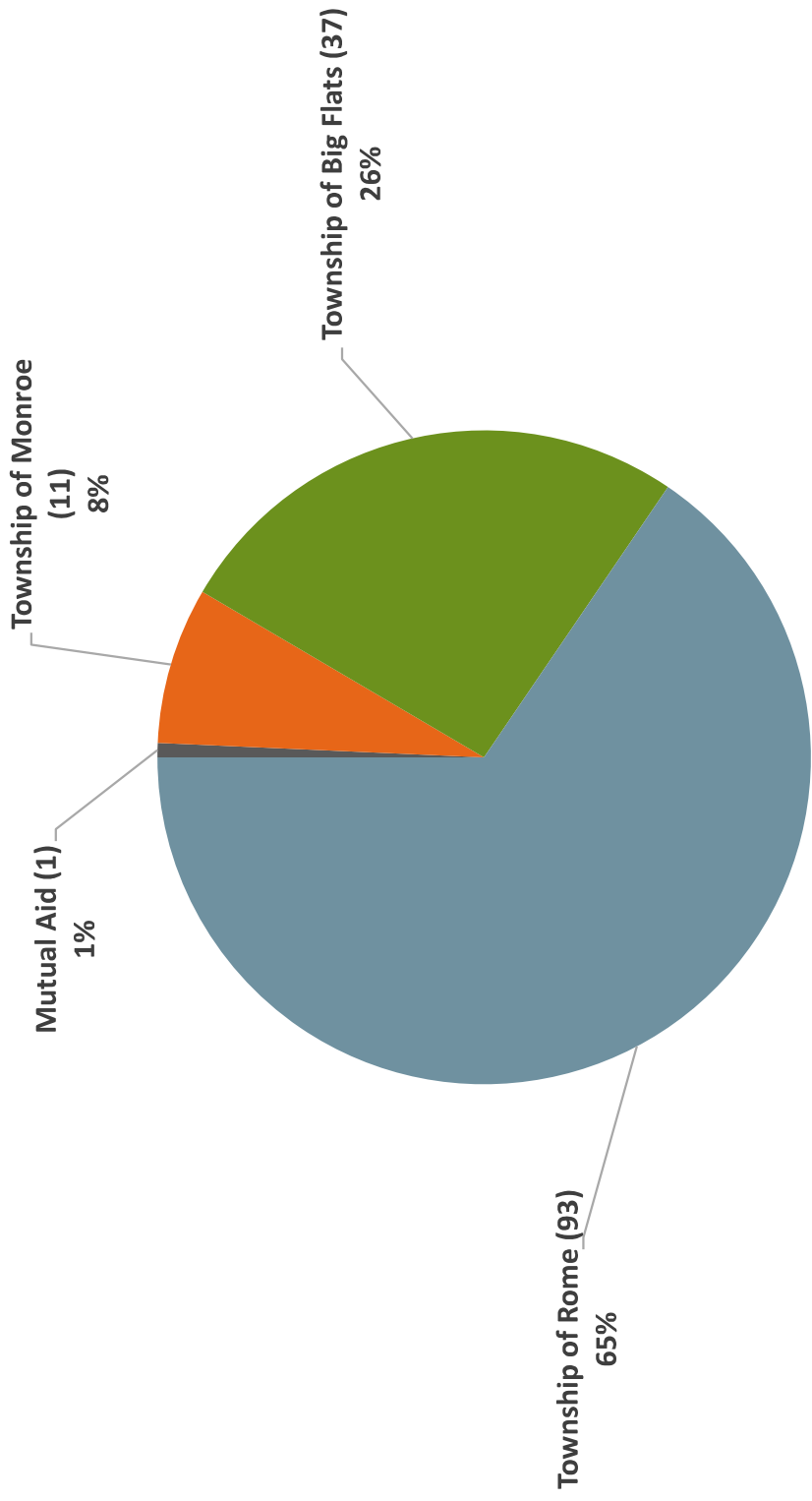
	Jan '23	Feb '23	Mar '23	Apr '23	May '23	Jun '23	Jul '23	Aug '23	Sep '23	Oct '23	Nov '23	Dec '23	Jan '24	Total
00:00 - 04:59	1	4	4	9										18
05:00 - 07:59	11	9	4	15										39
08:00 - 08:59	3	3	3	5										14
09:00 - 09:59		3	2	4										9
10:00 - 11:59	2	7	8	3										20
12:00 - 14:59	5	3	10	9										27
15:00 - 16:59	1	2	1	1										5
17:00 - 17:59			1											1
18:00 - 19:59				1										1
20:00 - 29:59	1			1										2
30:00 - 59:59														
<b>Total</b>	<b>24</b>	<b>31</b>	<b>33</b>	<b>48</b>										<b>136</b>
Exceptions														5



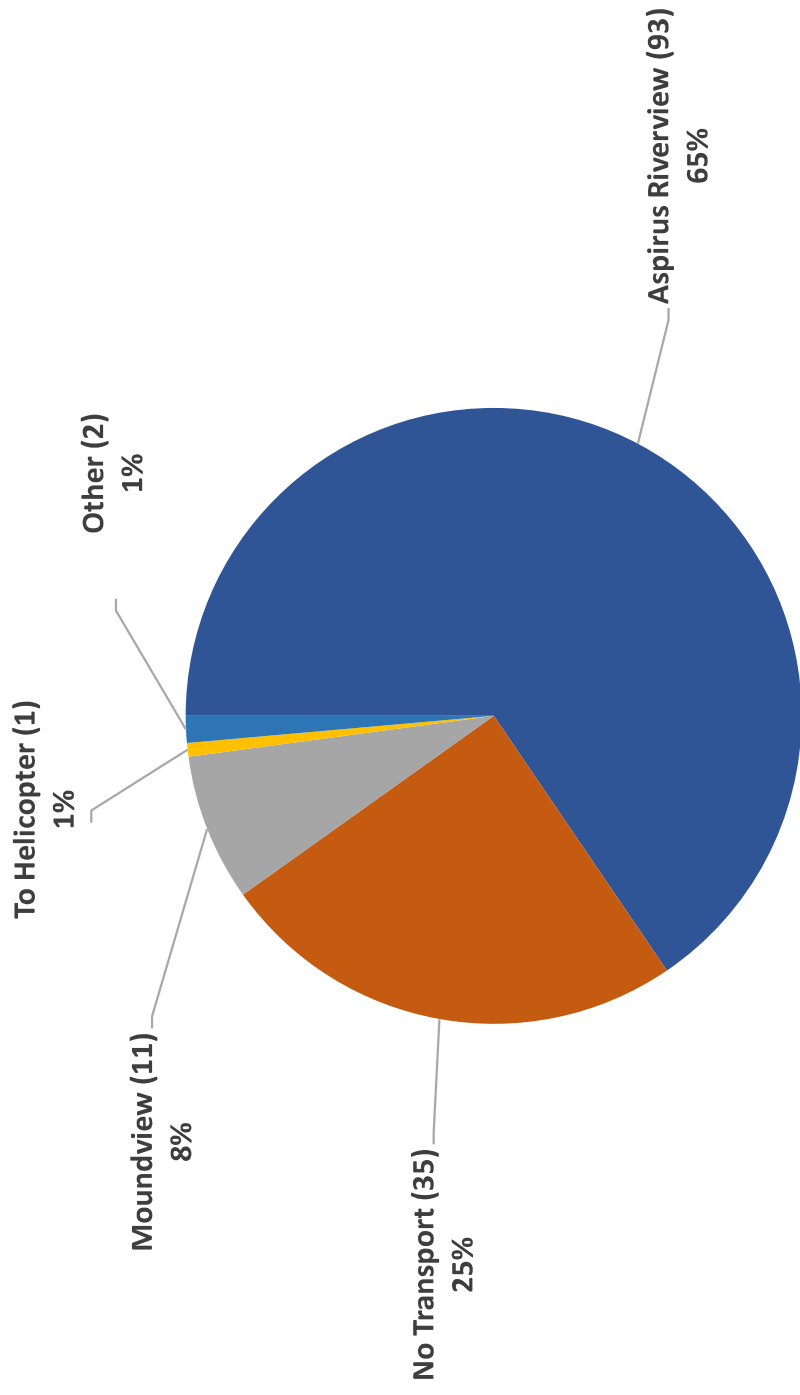
Lifestar Emergency Medical Services LLC  
Travis R Pooler, Station Supervisor  
262.335.9950 (Phone)  
262.335.9720 (Fax)



### 911 Call Volume by Municipality



### 911 Call Volume by Call Destination



Other: Marshfield Medical Center(2)



Custom ▾ Jan 1, 2023 - Apr 30, 2023 ▾

Counts

% Rows

% Columns

% All

	Jan '23	Feb '23	Mar '23	Apr '23	May '23	Jun '23	Jul '23	Aug '23	Sep '23	Oct '23	Nov '23	Dec '23	Jan '24	Total.
Generalized Weakness	1	3	3	5										12
Injury	2	4	2	3										11
Acute Respiratory Distress (Dyspnea)	3			3										6
Stroke	3		1	2										6
Altered Mental Status	3	1	1											5
Cardiac arrhythmia/dy..		1	2	2										5
Shortness of breath		3	2											5
Abdominal Pain	1	1		2										4
Back Pain	1	1		2										4
Extremity Pain		1	2	1										4
Fever		1	2	1										4
Anxiety reaction/Emot... upset			2	1										3
Cardiac arrest	1	1	1											3
Dehydration	1		1	1										3
Diabetic Hypoglycemia	1		1	1										3
Headache				3										3
Pneumonia	1	1	1											3
Respiratory disorder		2	1											3
Behavioral/ps... episode		2												2
Chronic Obstructive Pulmonary Disease (COPD)	1			1										2
Dizziness				2										2
Foreign Body in Pharynx		1	1											2
Kidney stones	1		1											2
Multiple injuries	1			1										2
Nausea		1		1										2

	Jan '23	Feb '23	Mar '23	Apr '23	May '23	Jun '23	Jul '23	Aug '23	Sep '23	Oct '23	Nov '23	Dec '23	Jan '24	Total.
No Complaints or Injury/Illness Noted	1			1										2
Pain (Non-Traumatic)				2										2
ST elevation myocardial infarction (STEMI)	1			1										2
Syncope / Fainting		1		1										2
Urinary Tract Infection (UTI)		1	1											2
Alcohol use				1										1
Chest Pain / Discomfort	1													1
Chest Pain, Other (Non-Cardiac)				1										1
Chest pain on breathing		1												1
Confusion/De...			1											1
Constipation		1												1
Convulsions				1										1
Diabetic Hyperglycemia			1											1
Diarrhea			1											1
Drowning		1												1
Epistaxis			1											1
Fatigue				1										1
Gastrointestin.. hemorrhage				1										1
Health hazard contact /Suspected exposure		1												1
Hypertension			1											1
Hyperventilati...		1												1
Hypotension				1										1
Infectious Disease			1											1
Laceration/Ab... (minor surface trauma)				1										1
Malaise				1										1
Obvious Death				1										1
Overdose - Alcohol			1											1

	Jan '23	Feb '23	Mar '23	Apr '23	May '23	Jun '23	Jul '23	Aug '23	Sep '23	Oct '23	Nov '23	Dec '23	Jan '24	Total.
Overdose - Unspecified	1													1
Patient assist only				1										1
Sepsis/Septice..			1											1
Transient Cerebral Ischemic Attack (TIA)	1													1
Vomiting	1													1
Total	27	31	33	47										138





Custom ▾ Jan 1, 2023 - Apr 30, 2023 ▾

Counts

% Rows

% Columns

% All

	Jan '23	Feb '23	Mar '23	Apr '23	May '23	Jun '23	Jul '23	Aug '23	Sep '23	Oct '23	Nov '23	Dec '23	Jan '24	Total.
NULL	23	26	27	41										117
Falls	3	6	6	8										23
Abuse		1												1
Assault				1										1
Drowning		1												1
General			1											1
Machinery Accidents			1											1
Motorized Vehicle Accident	1													1
Physical Exertion			1											1
Total	27	34	36	50										147