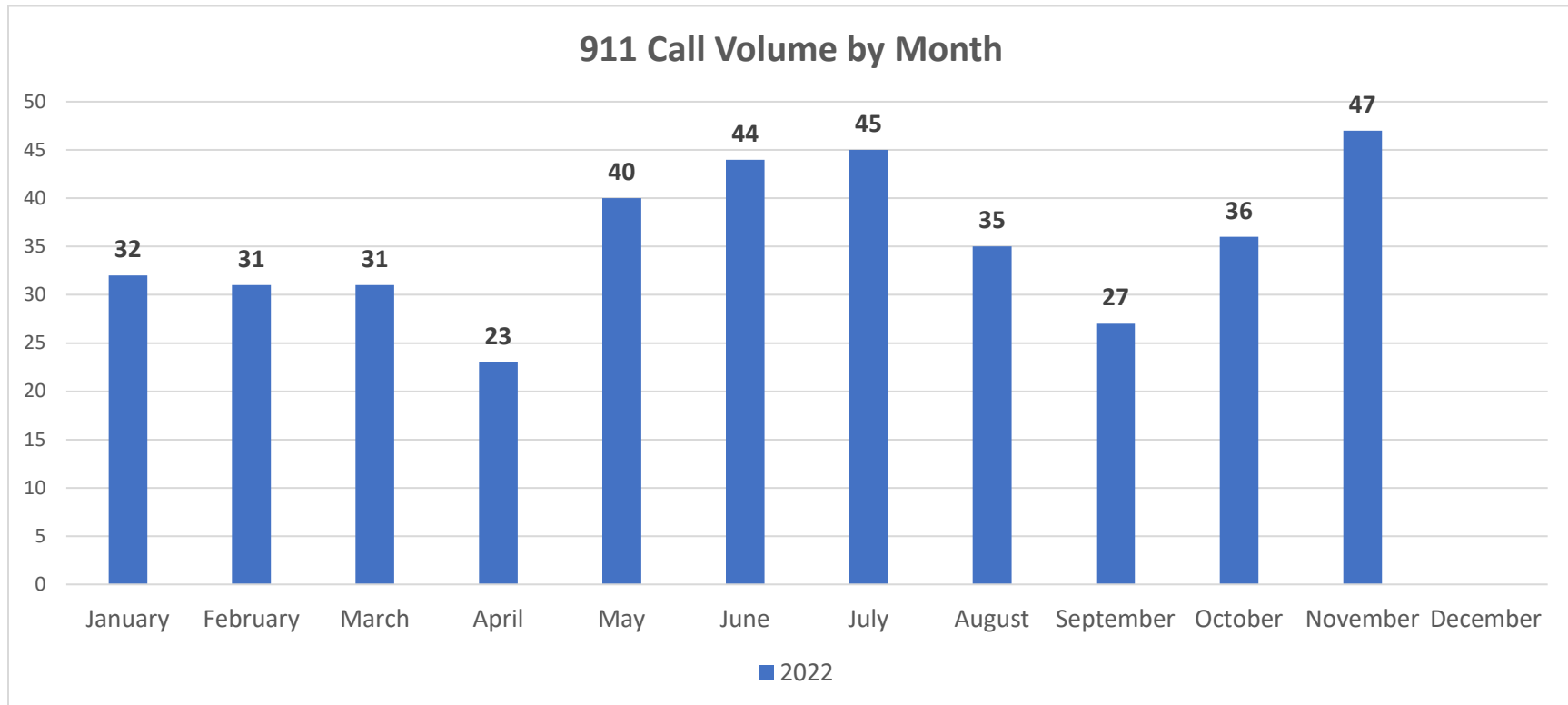




## BFMR Committee Report

01/01/2022 – 11/30/2022



Total Call Volume: 391

Average Chute Time: 01:01(min:sec)

Average Response Time: 8:29(min:sec)

Average Response Time Rome: 7:34(min:sec)

Average Response Time Big Flats: 11:05(min:sec)

Average Response Time Monroe: 12:57(min:sec)

Custom ▾ Jan 1, 2022 - Nov 30, 2022 ▾

**08:29**

**MM:SS**  
Average Response Time

**48%**

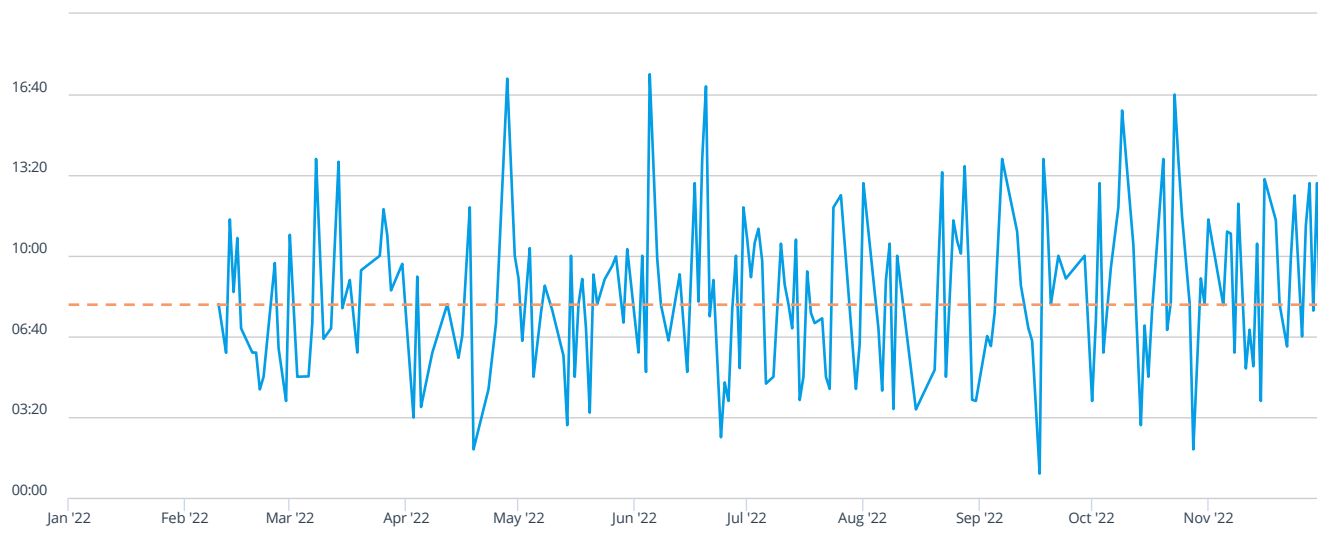
**OF RESPONSES**  
Response Time < 08:00

**334**

**DAYS**  
In Selected Time Slice

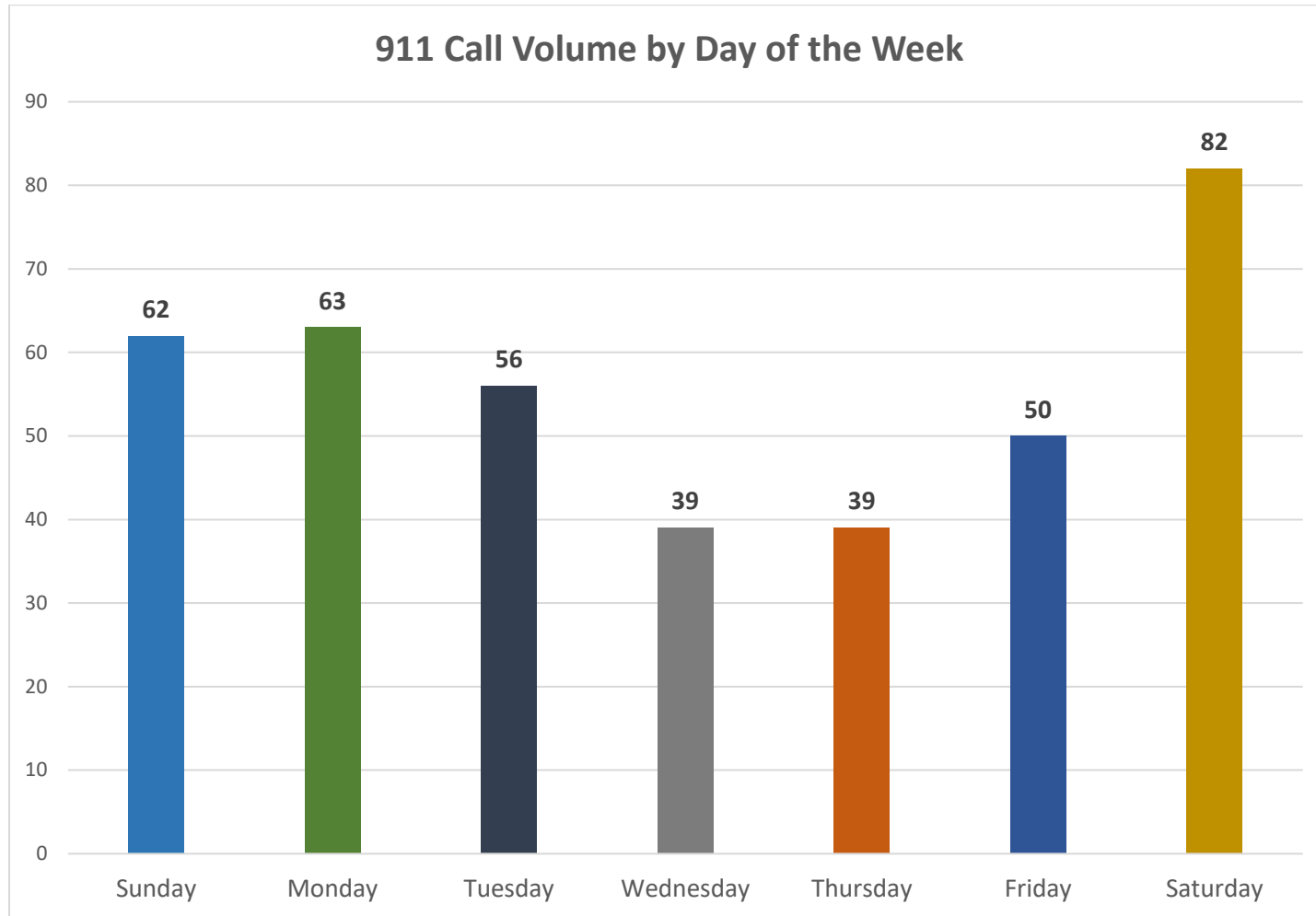
**318**

**UNIT RESPONSES**  
In Selected Time Slice

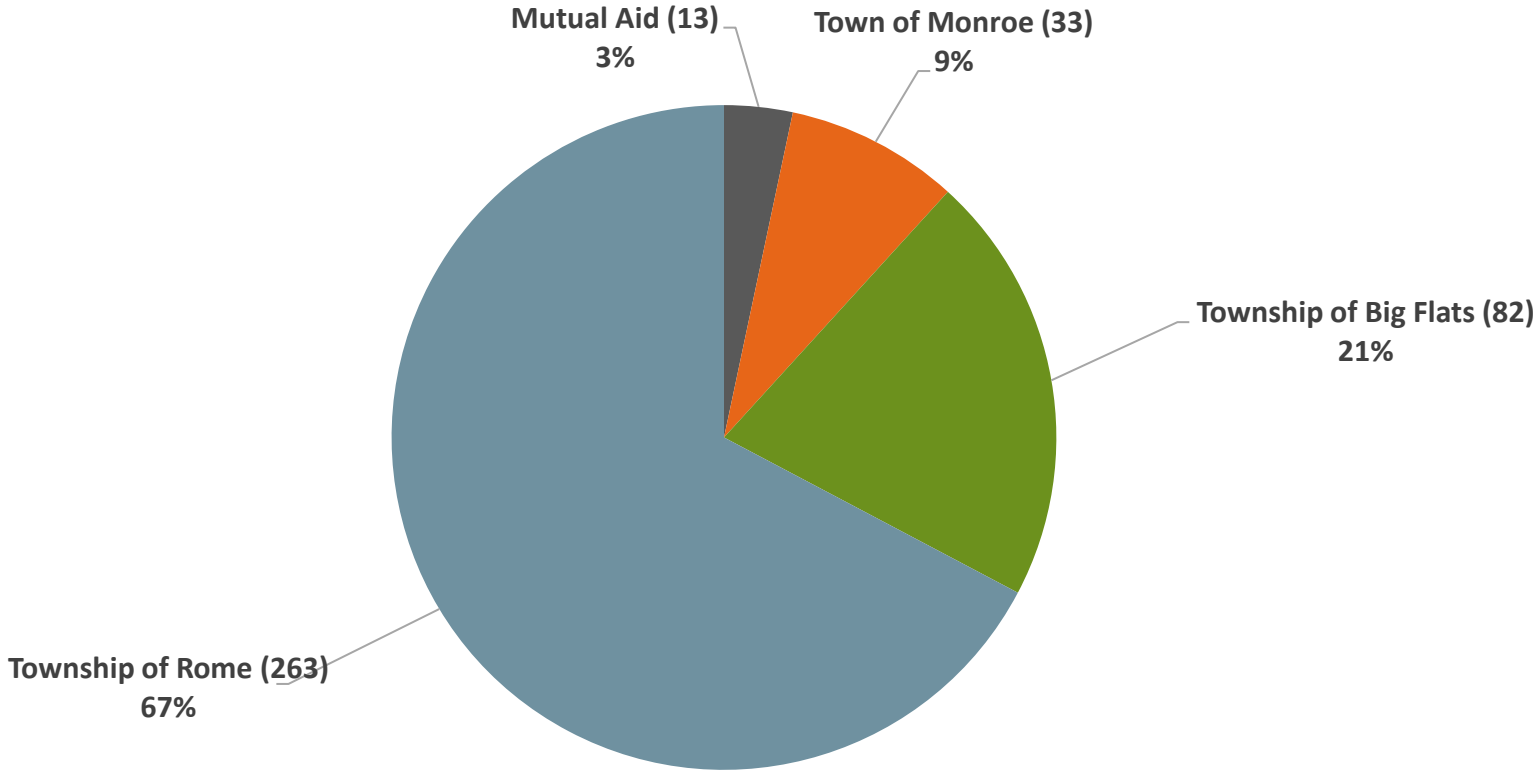


- Counts
- % Rows
- % Columns
- % All

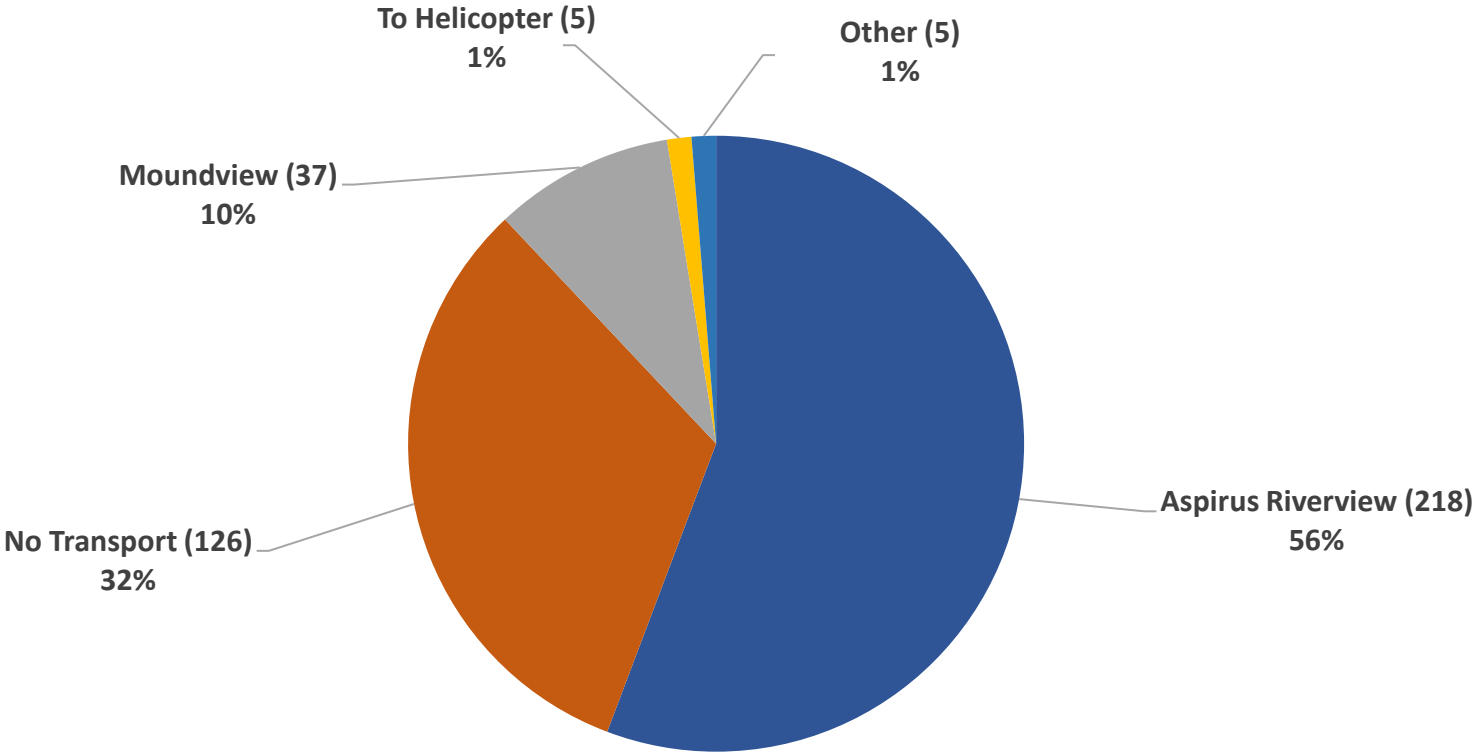
	Jan '22	Feb '22	Mar '22	Apr '22	May '22	Jun '22	Jul '22	Aug '22	Sep '22	Oct '22	Nov '22	Dec '22	Jan '23	Total
00:00 - 04:59		3	3	5	5	5	6	7	1	6	4			45
05:00 - 07:59		11	7	10	15	12	16	6	9	9	13			108
08:00 - 08:59		3	2	1	3	1	4	2	2	4	4			26
09:00 - 09:59		1	5		3	3	3	4	2	2	4			27
10:00 - 11:59		2	7	3	9	5	7	4	5	2	6			50
12:00 - 14:59			5	2	2	6	4	4	3	8	8			42
15:00 - 16:59		2	1			1	2	1	1	1				9
17:00 - 17:59				1							3			4
18:00 - 19:59					1	1		1			1			4
20:00 - 29:59			1			1				1				3
30:00 - 59:59														0
<b>Total</b>		22	31	22	38	35	42	29	23	33	43			318
Exceptions														8



### 911 Call Volume by Municipality



### 911 Call Volume by Call Destination



Other: Aspirus Plover (1), Aspirus Stevens Point (1), Marshfield Medical Center (2), Mile Bluff Medical Center (1).

Custom ▾ Jan 1, 2022 - Nov 30, 2022 ▾

	Jan '22	Feb '22	Mar '22	Apr '22	May '22	Jun '22	Jul '22	Aug '22	Sep '22	Oct '22	Nov '22	Dec '22	Jan '23	Total
Injury		3	1	2	3	3	5	2	3	5	4			31
Generalized Weakness		1	2	2	4	4	3	3		3	6			28
Chest Pain / Discomfort		1	6	3	3	4			1	1	2			21
No Complaints or Injury/Illness Noted		1	1	1	3	4	2			1	2			15
Stroke			1	1	3		2		1	1	3			12
Abdominal Pain		1		1		2	1	1		1	4			11
Shortness of breath			1	1	2	2		1	2		2			11
Obvious Death			1		3	1	2	1		2				10
Acute Respiratory Distress (Dyspnea)				1	1	2	2	2			1			9
Altered Mental Status		1				2	2	2			2			9
Syncope / Fainting			1		2	1	1	2	1		1			9
Dizziness		1			1		4			1	1			8
Multiple injuries		1		1		2		1		1	2			8
Nausea		2	2				2	1		1				8
Convulsions		1		1	1		2				2			7
Extremity Pain		1	2	1		1				1	1			7
Hypertension		1			1	1		1	1	1	1			7
Patient assist only			2			2	1		1	1				7
Back Pain		1		1				2	1	1				6
Pain (Non-Traumatic)					1			3	2					6
Cardiac arrest			2				1		1	1				5
Cardiac arrhythmia/dy..				1			1			1	2			5
Chronic Obstructive Pulmonary Disease (COPD)		1		1	1	1			1					5
Diabetic Hyperglycemia					1	1	2				1			5
Anxiety reaction/Emot... upset					1		2				1			4

	Jan '22	Feb '22	Mar '22	Apr '22	May '22	Jun '22	Jul '22	Aug '22	Sep '22	Oct '22	Nov '22	Dec '22	Jan '23	Total.
Laceration/Ab... (minor surface trauma)				1				1	2					4
Vomiting			1			1	2							4
Fever					2				1					3
Headache		1		1					1					3
Alcohol use			1				1							2
Anaphylaxis								2						2
COVID-19 - Confirmed by testing								2						2
COVID-19 - Suspected - no known exposure					1			1						2
Chest Pain, Other (Non-Cardiac)						1	1							2
Concussion with loss of consciousness		1					1							2
Congestive heart failure (CHF)										1	1			2
Diabetic Hypoglycemia						1	1							2
Diarrhea			1			1								2
Kidney stones			1						1					2
Palpitations					1				1					2
Respiratory Failure								1	1					2
Sepsis/Septice..			1							1				2
Transient Cerebral Ischemic Attack (TIA)										1	1			2
Acute Pain, not elsewhere classified		1												1
Alcohol dependence with withdrawal										1				1
Burn								1						1
COVID-19 - Exposure to confirmed patient		1												1
Cancer						1								1
Cellulitis											1			1
Chest pain on breathing					1									1
Confusion/De...										1				1
Drowning				1										1

	Jan '22	Feb '22	Mar '22	Apr '22	May '22	Jun '22	Jul '22	Aug '22	Sep '22	Oct '22	Nov '22	Dec '22	Jan '23	Total.
Esophageal obstruction		1												1
Gastrostomy malfunction		1												1
Heatstroke and Sunstroke						1								1
Hemorrhage					1									1
Hypothermia										1				1
Infectious Disease							1							1
Malaise										1				1
Non-ST elevation myocardial infarction (NSTEMI)			1											1
Orthostatic Hypotension				1										1
Overdose - Alcohol									1					1
Pelvic and Perineal Pain					1									1
Pitting Edema						1								1
Respiratory disorder											1			1
ST elevation myocardial infarction (STEMI)						1								1
Skin infection									1					1
Smoke Inhalation							1							1



Custom ▾ Jan 1, 2022 - Nov 30, 2022 ▾

	<span style="background-color: #00a651; color: white; padding: 2px 5px; border-radius: 3px;">Counts</span> <span style="padding: 2px 5px; border-radius: 3px;">% Rows</span> <span style="padding: 2px 5px; border-radius: 3px;">% Columns</span> <span style="padding: 2px 5px; border-radius: 3px;">% All</span>													
	Jan '22	Feb '22	Mar '22	Apr '22	May '22	Jun '22	Jul '22	Aug '22	Sep '22	Oct '22	Nov '22	Dec '22	Jan '23	Total,
NULL		17	26	15	32	41	37	22	17	25	36			268
Falls		5	4	5	5	5	6	5	6	5	7			53
Motorized Vehicle Accident		2		3	1		3			1	2			12
Sharp Objects					1			2	1					4
Struck by Object							2			2				4
Assault										1				1
Burns								1						1
Drowning				1										1
General					1									1
Pedestrian - Vehicle Accident			1											1
Physical Exertion											1			1
Watercraft Accident								1						1